SERVICE BULLETIN

MITSUBISHI MOTORS

GLOBAL AFTER SALES OFFICE, MITSUBISHI MOTORS CORPORATION

PURPOSE : INFORMATION	ISSUE NO. : MSB-13EXML11-002A	DATE : 2013-03-14
SUBJECT : ABOLITION OF TIMING CHAIN UPPER GUIDE		<Destination/Model> (AS PER ATTACHED) <M/Y> 10-13
GROUP : ENGINE		CY0A/CX0A/CZ4A/CW0W

1. Description :

See the attached document for the information about the change of mention in the applicable service manual.

2. Applicable service manual :

See the attached document

3. Details :

See the attached document

※Time for enforcement : From Oct, 2009

MMNA

Applicable manual	Pub. No.	Applicable title (INFO ID)	Contents
2010 Lancer Service manual	MSCD-106B-2010	Gr11A:TIMING CHAIN REMOVALAND INSTALLATION (M112-00-721-31600-01) Gr11C:TIMING CHAIN REMOVALAND INSTALLATION (M112-00-721-32700-01) Gr11E:TIMING CHAIN REMOVALAND INSTALLATION (M112-00-721-33800-01)	Attached sheet4 (1/3)
2010 Lancer Sport back Service manual	MSCD-014B-2010	Gr11A:TIMING CHAIN REMOVALAND INSTALLATION (M112-00-721-27500-01) Gr11C:TIMING CHAIN REMOVALAND INSTALLATION (M112-00-721-28600-01)	
2010 Lancer Evolution Service manual	MSCD-206B-2010	Gr11A:TIMING CHAIN REMOVALAND INSTALLATION (M112-00-721-37200-01)	
2010 Outlander Service manual	MSCD-007B-2010	Gr11A:TIMING CHAIN REMOVALAND INSTALLATION (M112-00-721-25300-01)	

EU

Applicable manual	Pub. No.	Applicable title (INFO ID)	Contents
2010 LANCER (CY0A) Work shop manual	CG1E10E1-CD（English） CG1S10E1-CD（Spanish） CG1F10E1-CD（French） CG1G10E1-CD（German） CG1I10E1-CD（Italian）	Gr11C:TIMING CHAIN REMOVAL AND INSTALLATION（M112-00-721-17800-01)	Attached sheet4 (2/3)
		Gr11D:TIMING CHAIN REMOVAL AND INSTALLATION（M113-02-660-91500-01)	Attached sheet4 (3/3)
		Gr11E:TIMING CHAIN REMOVAL AND INSTALLATION（M112-00-721-18900-01)	Attached sheet4 (2/3)
		Gr11F:TIMING CHAIN REMOVAL AND INSTALLATION（M113-02-660-92600-01)	Attached sheet4 (3/3)
		Gr11I:TIMING CHAIN REMOVAL AND INSTALLATION（M112-00-721-19000-01)	Attached sheet4 (2/3)
		Gr11J:TIMING CHAIN REMOVAL AND INSTALLATION（M113-02-660-89600-01)	Attached sheet4 (3/3)
2010 LANCER SPORTBACK (CX0A) Work shop manual	CG4E10E1-CD（English） CG4S10E1-CD（Spanish） CG4F10E1-CD（French） CG4G10E1-CD（German） CG4I10E1-CD（Italian）	Gr11C:TIMING CHAIN REMOVAL AND INSTALLATION（M112-00-721-13400-01)	Attached sheet4 (2/3)
		Gr11D:TIMING CHAIN REMOVAL AND INSTALLATION（M113-02-660-91500-01)	Attached sheet4 (3/3)
		Gr11E: TIMING CHAIN REMOVAL AND INSTALLATION（M112-00-721-14500-01)	Attached sheet4 (2/3)
		Gr11F:TIMING CHAIN REMOVAL AND INSTALLATION（M113-02-660-89600-01)	Attached sheet4 (3/3)
2010 OUTLANDER Work shop manual	CGXE10E1-CD（English） CGXS10E1-CD（Spanish） CGXF10E1-CD（French） CGXG10E1-CD（German） CGXI10E1-CD（Italian）	Gr11E:TIMING CHAIN REMOVAL AND INSTALLATION（M112-00-721-26400-01)	Attached sheet4 (2/3)
		Gr11F:TIMING CHAIN REMOVAL AND INSTALLATION（M113-02-660-93700-01)	Attached sheet4 (3/3)
		Gr11I:TIMING CHAIN REMOVAL AND INSTALLATION（M112-00-721-51000-01)	Attached sheet4 (2/3)
		Gr11J:TIMING CHAIN REMOVAL AND INSTALLATION（M113-02-661-01500-01)	Attached sheet4 (3/3)

EXP/GCC/HONG KONG/SOUTH AFRICA/ARGENTINE

Applicable manual	Pub. No.	Applicable title (INFO ID)	Contents
2010 LANCER/LANCER EX Work shop manual	PWME0901R（English） PWMS0902R（Spanish） HONG KONG:DRAFT SOUTH AFRICA:DRAFT ARGENTINA:DRAFT	Gr11C:TIMING CHAIN REMOVALAND INSTALLATION (M112-00-721-23100-01)	Attached sheet sheet4 ~~(2/2)~~ （2/3） A
		Gr11D:TIMING CHAIN REMOVALAND INSTALLATION (M113-02-660-92600-01)	

MMAL/NZ

Applicable manual	Pub. No.	Applicable title (INFO ID)	Contents
2010 LANCER (CY0A) Work shop manual	MR936920 (NZ：DRAFT)	Gr11A:TIMING CHAIN REMOVALAND INSTALLATION (M112-00-721-43500-01)	Attached sheet4 (2/3)
		Gr11B:TIMING CHAIN REMOVALAND INSTALLATION (M113-02-661-02600-01)	Attached sheet4 (3/3)
		Gr11C:TIMING CHAIN REMOVALAND INSTALLATION (M112-00-721-44600-01)	Attached sheet4 (2/3)
		Gr11D:TIMING CHAIN REMOVALAND INSTALLATION (M113-02-660-99300-01)	Attached sheet4 (3/3)
		Gr11E:TIMING CHAIN REMOVALAND INSTALLATION (M112-00-721-45700-01)	Attached sheet4 (2/3)
		Gr11F:TIMING CHAIN REMOVALAND INSTALLATION (M113-02-661-00400-01)	Attached sheet4 (3/3)
2010 LANCER SPORTBACK(CX0A) Work shop manual	MR936922 (NZ：DRAFT)	Gr11A:TIMING CHAIN REMOVALAND INSTALLATION (M112-00-721-46800-01)	Attached sheet4 (2/3)
		Gr11B:TIMING CHAIN REMOVALAND INSTALLATION (M113-02-660-50600-01)	Attached sheet4 (3/3)
		Gr11C:TIMING CHAIN REMOVALAND INSTALLATION (M112-00-721-48000-01)	Attached sheet4 (2/3)
		Gr11D:TIMING CHAIN REMOVALAND INSTALLATION (M113-02-660-69200-01)	Attached sheet4 (3/3)
		Gr11E:TIMING CHAIN REMOVALAND INSTALLATION (M112-00-721-49100-01)	Attached sheet4 (2/3)
		Gr11F:TIMING CHAIN REMOVALAND INSTALLATION (M113-02-660-70000-01)	Attached sheet4 (3/3)

RS MODEL / EU/RUSSIA / ENGLAND / ISRAEL / HONG KONG / TAIWAN

Applicable manual	Pub. No.	Applicable title (INFO ID)	Contents
2010 LANCER EVOLUTION Work shop manual	CGEE10E1-CD（English） CGES10E1-CD（Spanish） CGEF10E1-CD（French） CGEG10E1-CD（German） CGEI10E1-CD（Italian） RUSSIA:N/A HONG KONG:DRAFT TAIWAN:DRAFT	Gr11A: TIMING CHAIN REMOVAL AND INSTALLATION (M112-00-721-21900-01)	Attached sheet4 (2/3)
		Gr11B: TIMING CHAIN REMOVAL AND INSTALLATION (M113-02-660-65800-01)	Attached sheet4 (3/3)
2011 LANCER EVOLUTION Work shop manual	CGEE11E1-CD（English） CGES11E1-CD（Spanish） CGEF11E1-CD（French） CGEG11E1-CD	Gr11A:TIMING CHAIN REMOVAL AND INSTALLATION (M112-00-721-21900-01)	Attached sheet4 (2/3)

	（German） CGEI11E1-CD （Italian） RUSSIA:N/A HONG KONG:DRAFT TAIWAN:DRAFT		
2012 LANCER EVOLUTION Work shop manual	CGEE12E1-CD （English） CGES12E1-CD （Spanish） CGEF12E1-CD （French） CGEG12E1-CD （German） CGEI12E1-CD （Italian） RUSSIA:N/A HONG KONG:DRAFT TAIWAN:DRAFT	Gr11A:TIMING CHAIN REMOVAL AND INSTALLATION (M112-00-721-21900-01)	Attached sheet4 (2/3)
2013 LANCER EVOLUTION Work shop manual	CGEE13E1-CD （English） CGES13E1-CD （Spanish） CGEF13E1-CD （French） CGEG13E1-CD （German） CGEI13E1-CD （Italian） RUSSIA:N/A HONG KONG:DRAFT TAIWAN:DRAFT	Gr11A:TIMING CHAIN REMOVAL AND INSTALLATION (M112-00-721-21900-01)	Attached sheet4 (2/3)

RS MODEL /GCC / MMAL / NZ / CHINA / BRUNEI / SINGAPORE / MALAYSIA / INDIA

Applicable manual	Pub. No.	Applicable title (INFO ID)	Contents
2010 LANCER EVOLUTION Work shop manual <RS MODEL/GCC/CHINA/ AUSTRALIA/NEW ZEALAND /BRUNEI/SINGAPORE/ MALAYSIA>	PWSE0905R （NZ,CHINA：DRAFT）	Gr11A:TIMING CHAIN REMOVAL AND INSTALLATION (M112-00-721-21900-01)	Attached sheet4 (2/3)
		Gr11B:TIMING CHAIN REMOVAL AND INSTALLATION (M113-02-660-65800-01)	Attached sheet4 (3/3)
2011 LANCER EVOLUTION Work shop manual <RS MODEL/GCC/INDIA/ AUSTRALIA/NEW ZEALAND /BRUNEI/SINGAPORE/ MALAYSIA>	PWSE1008R （NZ,CHINA：DRAFT）	Gr11A:TIMING CHAIN REMOVAL AND INSTALLATION (M112-00-721-21900-01)	Attached sheet4 (2/3)
		Gr11B:TIMING CHAIN REMOVAL AND INSTALLATION (M113-02-660-65800-01)	Attached sheet4 (3/3)
2012 LANCER EVOLUTION Work shop manual <RS MODEL/GCC/CHINA/ AUSTRALIA/NEW ZEALAND /BRUNEI/SINGAPORE/ MALAYSIA>	PWSE1113R （NZ,CHINA：DRAFT）	Gr11A:TIMING CHAIN REMOVAL AND INSTALLATION (M112-00-721-21900-01)	Attached sheet4 (2/3)
		Gr11B:TIMING CHAIN REMOVAL AND INSTALLATION (M113-02-660-65800-01)	Attached sheet4 (3/3)

REMOVAL AND INSTALLATION

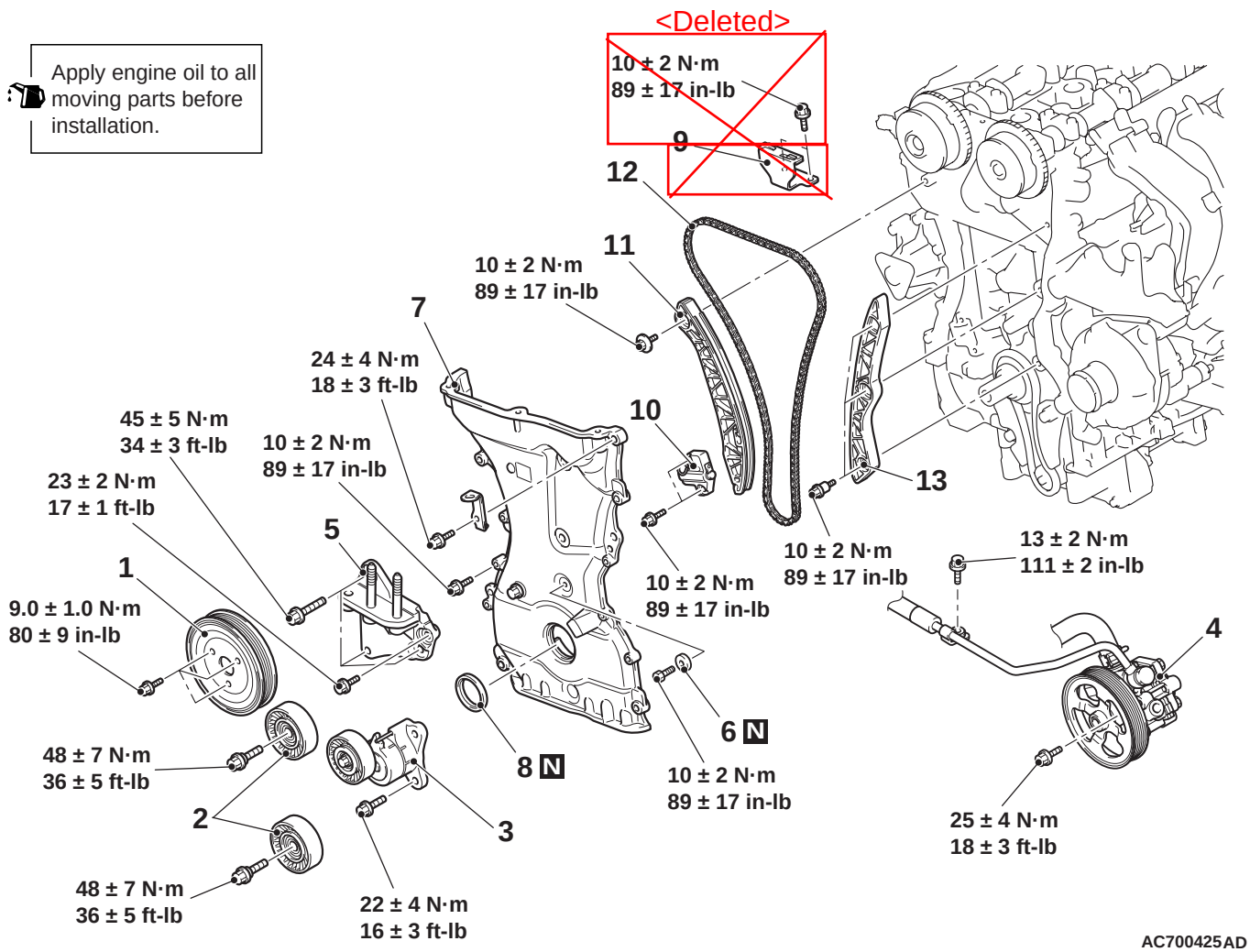

AC700425AD

Removal steps

<<A>>
- Crankshaft pulley (Refer to)

>>E<<
1. Water pump pulley
2. Idler pulley
3. Auto-tensioner

<<B>>
4. Power steering oil pump assembly

<<C>>
- Engine and transaxle assembly holding
- Engine mounting insulator (Refer to GROUP 32, Engine Mounting)

Removal steps

5. Cylinder block engine front mounting bracket
6. Gasket

<<D>> >>D<<
7. Timing chain case assembly

>>C<<
8. Crankshaft front oil seal

<Deleted>
~~Timing chain upper guide~~

<<E>> >>B<<
10. Timing chain tensioner
11. Timing chain tension side guide

>>A<<
12. Timing chain
13. Timing chain loose side guide

REMOVAL AND INSTALLATION

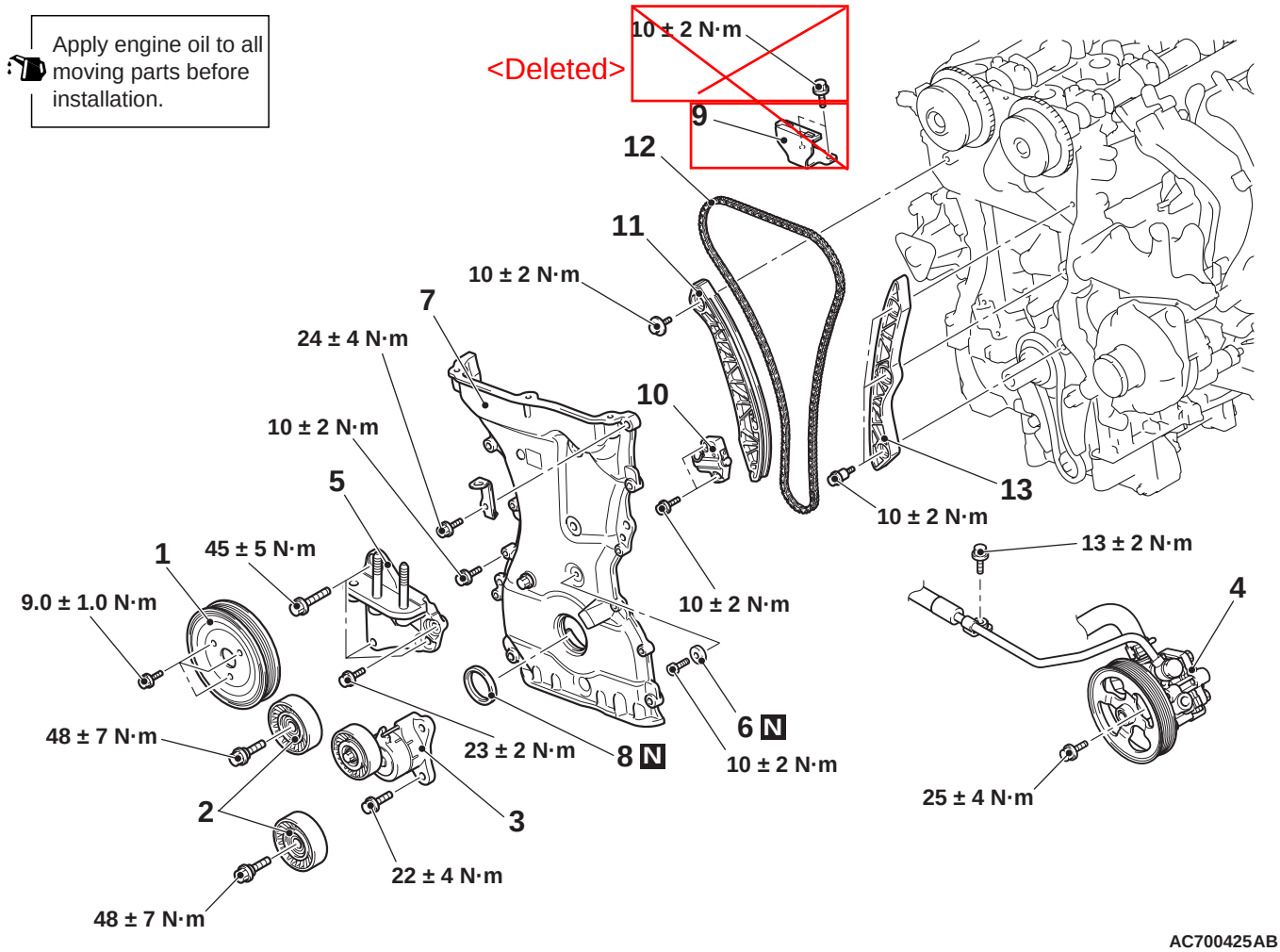

Removal steps

<<A>>
- Crankshaft pulley (Refer to)

>>E<<
1. Water pump pulley
2. Idler pulley
3. Alternator drive belt auto-tensioner

<<B>>
4. Power steering oil pump assembly

<<C>>
- Engine and transmission assembly holding
- Engine mounting insulator (Refer to GROUP 32 – Engine Mounting)

Removal steps

5. Cylinder block engine front mounting bracket
6. Gasket

<<D>> >>D<<
7. Timing chain case assembly

>>C<<
8. Crankshaft front oil seal

<Deleted>
9. ~~Timing chain upper guide~~

<<E>> >>B<<
10. Timing chain tensioner
11. Timing chain tension side guide

>>A<<
12. Valve timing chain
13. Timing chain loose side guide

REMOVAL AND INSTALLATION

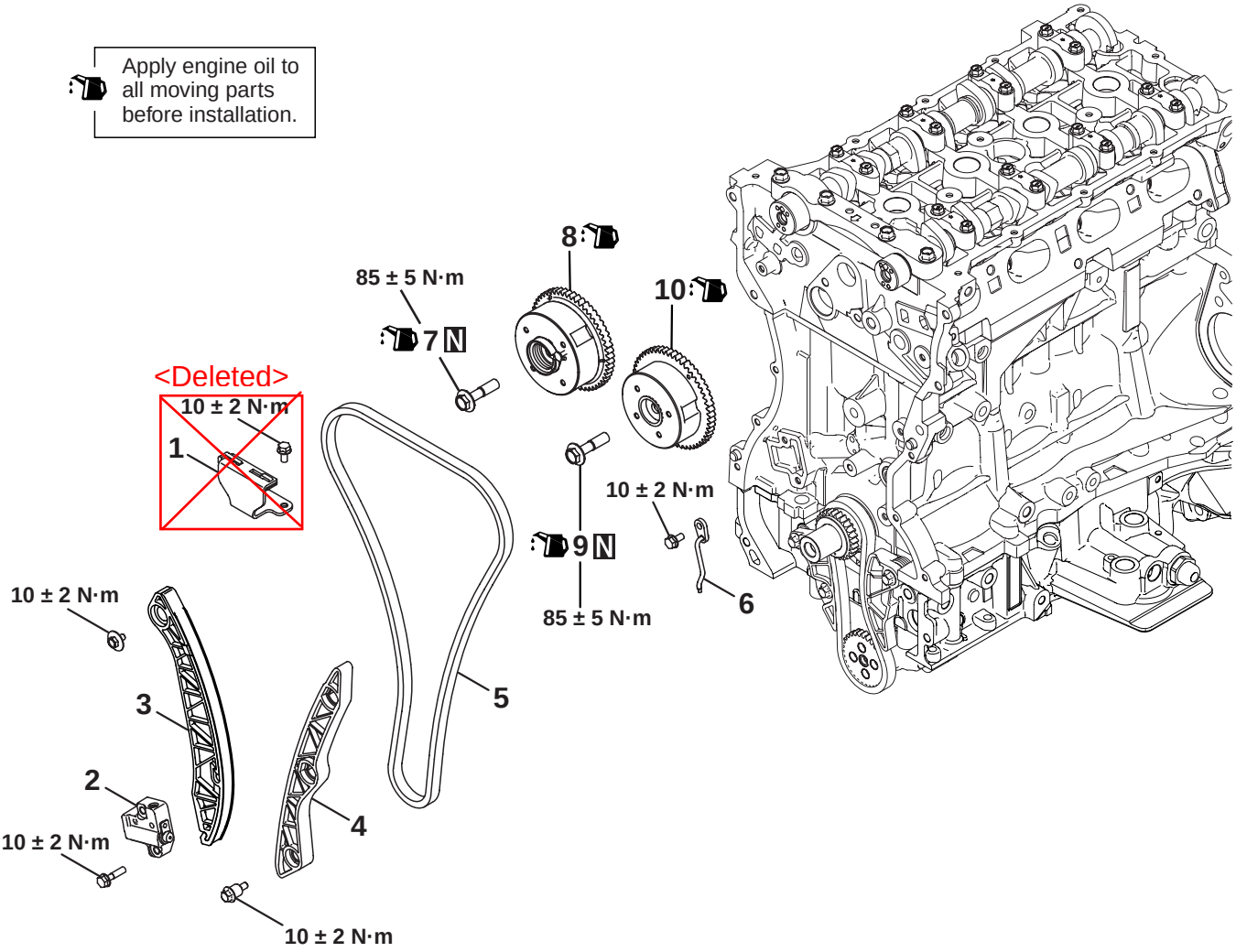

AK603674AB

Removal sequence

<Deleted> ~~1. Chain upper guide~~

<<A>> >>D<< 2. Timing chain tensioner
3. Tensioner lever
4. Timing chain guide
>>C<< 5. Timing chain

Removal sequence

6. Oil jet
<<B>> >>B<< 7. Exhaust V.V.T. sprocket bolt
8. Exhaust V.V.T. sprocket assembly
<<C>> >>A<< 9. Inlet V.V.T. sprocket bolt
10. Inlet V.V.T. sprocket assembly