SERVICE BULLETIN

MITSUBISHI MOTORS

GLOBAL AFTER SALES OFFICE, MITSUBISHI MOTORS CORPORATION

PURPOSE : CHANGE	ISSUE NO. : MSB-14EXML54-001	DATE : 2014-05-26
SUBJECT : HANDS FREE ECU		<DESTINATION/MODEL> (As per attached sheet 1) <M/Y> 14
GROUP : CHASSIS ELECTRICAL(Gr:54A)		

1. Description :

Please refer to the attached document for the information about the change of mention in the applicable service manual.(A passcode can be unlocked by using a new display audio)

2. Affected service manuals :

Please refer to the attached document (Attached sheet 1(1/2-2/2))

3. About the details :

Please refer to the attached document (Attached sheets 4-6)

4. Effective time : From the vehicles of 14MY

[For overseas market] Attached sheet 1(1/2)

LANCER/LANCER SPORTBACK

Destination	Applicable manual	Pub. No.	Applicable title (INFO ID)	Contents
MMNA/MEXICO	2014 LANCER/LANCER SPORTBACK Service Manual	MMNA: MSCD-106B-2014 MEXICO: DRAFT	DIAGNOSIS MODE <VEHICLES WITH DISPLAY AUDIO> (M544-40-480-45200-01)	Attached sheet 4
EU/RUSSIA	2014 LANCER/LANCER SPORTBACK Workshop Manual	EU: CCAE14E1-CD (ENG) CCAF14E1-CD (FRE) CCAG14E1-CD (GER) CCAS14E1-CD (SPA) CCAI14E1-CD (ITA) RUSSIA: N/A	WARNING/CAUTION LABELS (M524-00-302-41500-01 Added under)	Attached sheet 5
MMAL/NZ	2014 LANCER/LANCER SPORTBACK	Service Bulletins (12-CD-053/ MSB-12XL00-007)	WARNING/CAUTION LABELS (M524-00-302-41500-01 Added under)	Attached sheet 5

LANCER EVOLUTION

Destination	Applicable manual	Pub. No.	Applicable title (INFO ID)	Contents
MMNA	2014 LANCER EVOLUTION Service Manual	MSCD-206B-2014	DIAGNOSIS MODE <VEHICLES WITH RADIO AND CD PLAYER> (M544-40-480-57100-01)	Attached sheet 4
EU/RUSSIA	2014 LANCER EVOLUTION Workshop Manual	EU: CCZE14E1-CD (ENG) CCZF14E1-CD (FRE) CCZG14E1-CD (GER) CCZS14E1-CD (SPA) CCZI14E1-CD (ITA) RUSSIA: N/A	WARNING/CAUTION LABELS (M524-00-302-41500-01 Added under)	Attached sheet 5

OUTLANDER SPORT/ASX

Destination	Applicable manual	Pub. No.	Applicable title (INFO ID)	Contents
MMNA/MEXICO	2014 OUTLANDER SPORT Service Manual	MMNA: MSCD-017B-2014 MEXICO: DRAFT	DIAGNOSIS MODE <VEHICLES WITH DISPLAY AUDIO> (M544-40-480-45200-01)	Attached sheet 4
EU/RUSSIA	2014 ASX Workshop Manual	EU: CGAE14E1-CD (ENG) CGAF14E1-CD (FRE) CGAG14E1-CD (GER) CGAS14E1-CD (SPA) CGAI14E1-CD (ITA) RUSSIA: N/A	DIAGNOSIS MODE <VEHICLES WITH DISPLAY AUDIO> (M544-40-480-45200-01)	Attached sheet 4
	2015 ASX Workshop Manual	EU: CGAE15E1-CD (ENG) CGAF15E1-CD (FRE) CGAG15E1-CD (GER) CGAS15E1-CD (SPA) CGAI15E1-CD (ITA) RUSSIA: N/A	DIAGNOSIS MODE <VEHICLES WITH DISPLAY AUDIO> (M544-40-480-45200-01)	Attached sheet 4
G.EXP/GCC	2014 OUTLANDER SPORT/ASX Workshop Manual	PWPE1312R (ENG) PWPS1313R (SPA)	COLUMN SWITCH INSPECTION (M543-10-190-05800-01 Added under)	Attached sheet 6
MMAL/NZ	2014 ASX Workshop Manual	MMAL: AU900410 NZ: DRAFT	COLUMN SWITCH INSPECTION (M543-10-190-05800-01 Added under)	Attached sheet 6

OUTLANDER/OUTLANDER PHEV

Destination	Applicable manual	Pub. No.	Applicable title (INFO ID)	Contents
MMNA/MEXICO	2014 OUTLANDER Service Manual	MMNA: MSCD-007B-2014 MEXICO: DRAFT	DIAGNOSIS MODE <VEHICLES WITH DISPLAY AUDIO> (M544-40-480-45200-01)	Attached sheet 4
EU/RUSSIA/ ARGENTINA/ SOUTH AFRICA	2014 OUTLANDER/ OUTLANDER PHEV Workshop Manual	EU: CGFE14E2-CD (ENG) CGFF14E2-CD (FRE) CGFG14E2-CD (GER) CGFS14E2-CD (SPA) CGFI14E2-CD (ITA) RUSSIA: N/A ARGENTINA, SOUTH AFRICA: DRAFT	DIAGNOSIS MODE <VEHICLES WITH DISPLAY AUDIO> (M544-40-480-45200-01)	Attached sheet 4
G.EXP/GCC	2014 OUTLANDER Workshop Manual	PWRE1303R(ENG) PWRS1304R(SPA)	DIAGNOSIS MODE <VEHICLES WITH DISPLAY AUDIO> (M544-40-480-45200-01)	Attached sheet 4
MMAL/NZ	2014 OUTLANDER/ OUTLANDER PHEV Workshop Manual	MMAL: AU900408 NZ: DRAFT	Code No.U1113 EV Remote CAN timeout (M546-02-600-02100-01 Added under)	Attached sheet 6
MMAL/NZ/CHINA	2014 OUTLANDER Workshop Manual	MMAL: AU900428 NZ, CHINA: DRAFT	CODING LIST (M001-01-502-68700-01 Added under)	Attached sheet 5

NATIVA/PAJERO SPORT/MONTERO SPORT

Destination	Applicable manual	Pub. No.	Applicable title (INFO ID)	Contents
G.EXP/GCC/ RUSSIA/MMAL/NZ /THAILAND	2014 NATIVA/PAJERO SPORT/MONTERO SPORT/ CHALLENGER Workshop Manual	G.EXP, GCC: PWJE1310R (ENG) PWJS1311R (SPA) MMAL: AU900407 RUSSIA: N/A NZ, THAILAND: DRAFT	DIAGNOSIS MODE (M544-40-480-56000-01)	Attached sheet 4

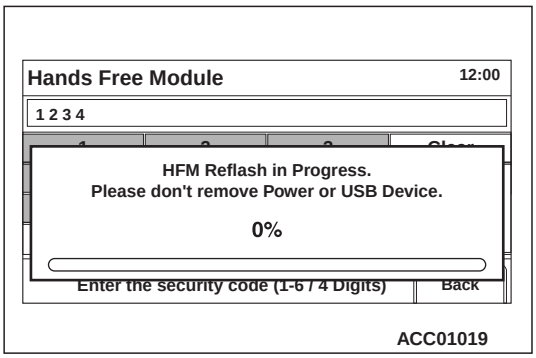

5. The software for the hands free module will be updated.

   NOTE: If the hands free module cannot communicate for 30 seconds or more during the software update, the system will determine that the update fails, and display an error message.

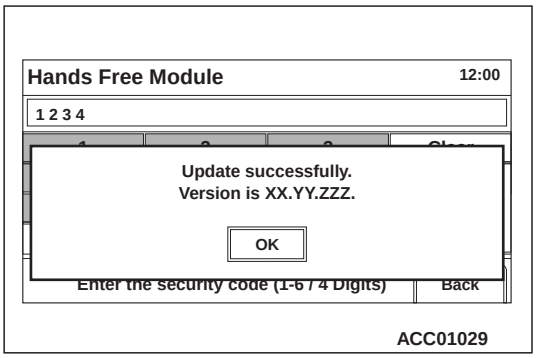

6. If the software update is complete successfully, the system will restart. After the restart, "Update successfully. Version is XX.YY.ZZZ." will be displayed. If the "OK" button is pressed, the screen will return to "Hands Free Module".

<Added>
Insert the Attached sheet 4 (2/2).

<Added>

Attached sheet 4 (2/2)

UNLOCK

1. Select "Hands Free Module" on "Service" menu.

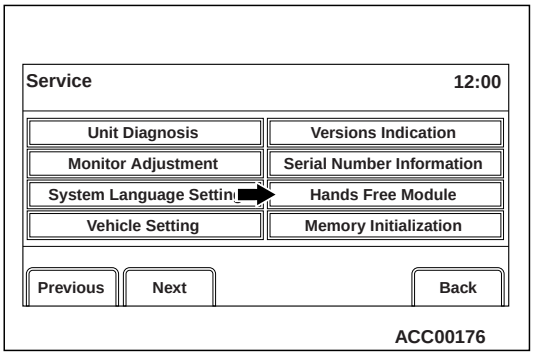

2. Select "Unlock" on "Hands Free Module" menu.

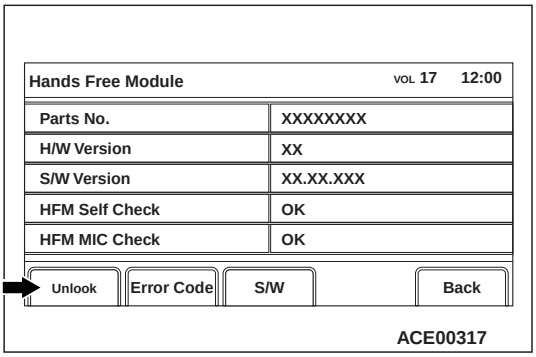

3. When "Yes" is selected, "Lock mode canceled" will be displayed and the passcode lock will be unlocked.

   NOTE: When "No" is selected, the display returns to the "Hands Free Module" screen.

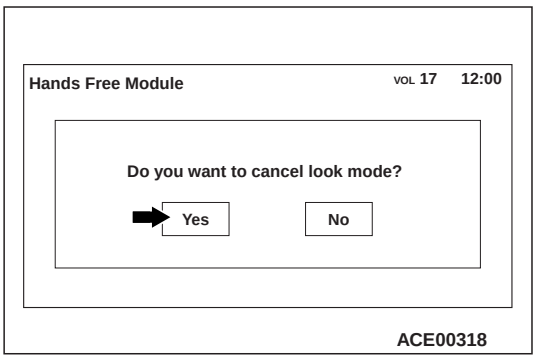

4. The display returns to the "Hands Free Module" screen after 4 seconds.

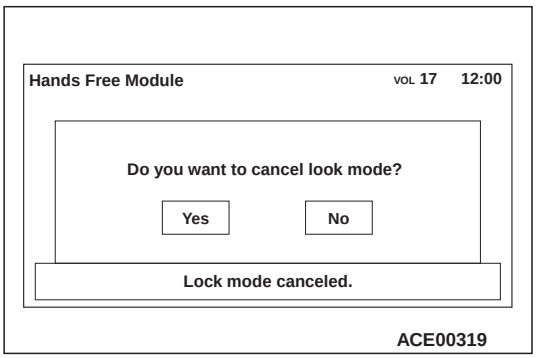

<Added>

Attached sheet 5 (1/2)

GROUP 54A

CHASSIS ELECTRICAL

CONTENTS

HANDS FREE ECU 54A-2
GENERAL INFORMATION. 54A-2
TROUBLESHOOTING 54A-2
DIAGNOSIS MODE <VEHICLES WITH DISPLAY AUDIO> 54A-2

<Added>

Attached sheet 5 (2/2)

HANDS FREE ECU

GENERAL INFORMATION

M1544401200547

OUTLINE OF CHANGE

Now a passcode can be unlocked by using a new display audio. Therefore, how to operate the display audio is added.

TROUBLESHOOTING

DIAGNOSIS MODE <VEHICLES WITH DISPLAY AUDIO>

M1544404800656

DIAGNOSIS MODE

UNLOCK

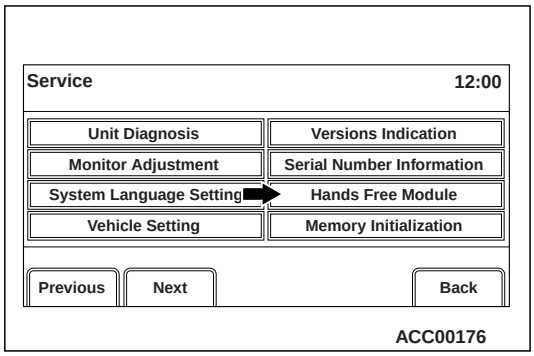

1. Select "Hands Free Module" on "Service" menu.

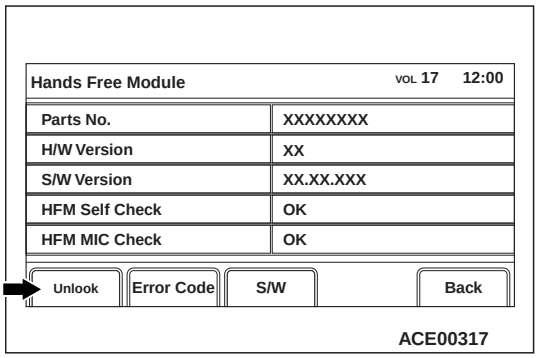

2. Select "Unlock" on "Hands Free Module" menu.

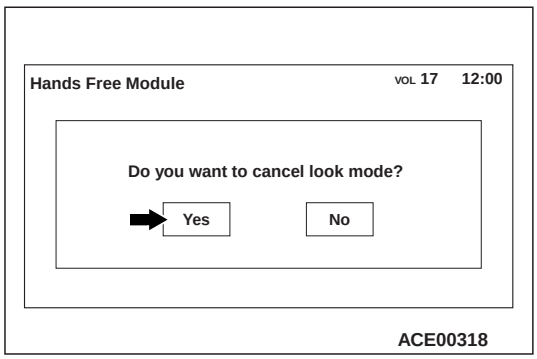

3. When "Yes" is selected, "Lock mode canceled" will be displayed and the passcode lock will be unlocked.

   NOTE: When "No" is selected, the display returns to the "Hands Free Module" screen.

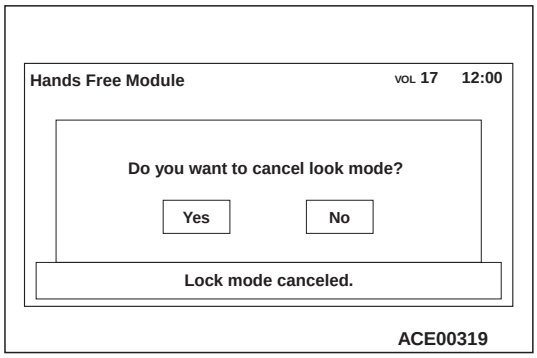

4. The display returns to the "Hands Free Module" screen after 4 seconds.

<Added>

Attached sheet 6

HANDS FREE ECU

GENERAL INFORMATION

M1544401200547

OUTLINE OF CHANGE

Now a passcode can be unlocked by using a new display audio. Therefore, how to operate the display audio is added.

TROUBLESHOOTING

DIAGNOSIS MODE <VEHICLES WITH DISPLAY AUDIO>

M1544404800656

DIAGNOSIS MODE

UNLOCK

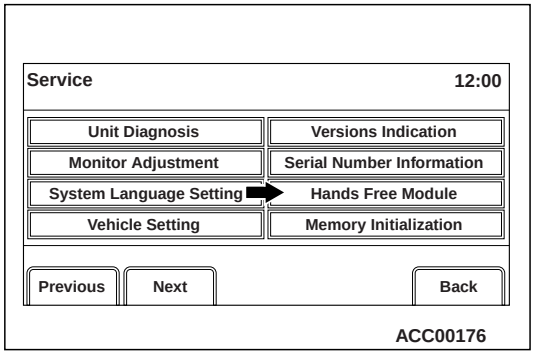

1. Select "Hands Free Module" on "Service" menu.

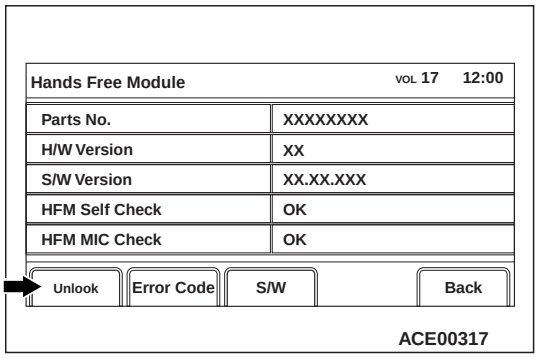

2. Select "Unlock" on "Hands Free Module" menu.

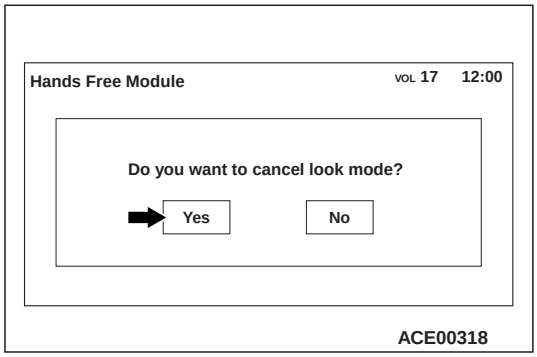

3. When "Yes" is selected, "Lock mode canceled" will be displayed and the passcode lock will be unlocked.

   NOTE: When "No" is selected, the display returns to the "Hands Free Module" screen.

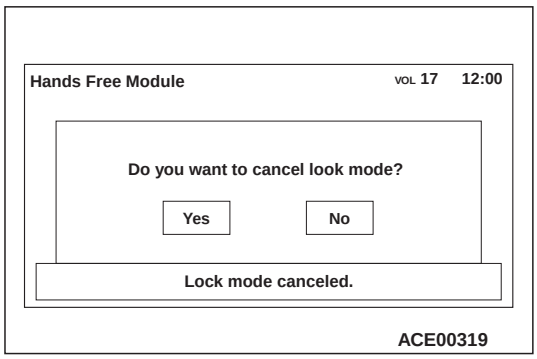

4. The display returns to the "Hands Free Module" screen after 4 seconds.