SERVICE BULLETIN

MITSUBISHI MOTORS

GLOBAL AFTER SALES OFFICE, MITSUBISHI MOTORS CORPORATION

PURPOSE : CHANGE	ISSUE NO. : MSB-15E11-001	DATE : 2015-10-15
SUBJECT : Additions of the electric wiring diagrams of 9HD diesel engine		<DESTINATION/MODEL> (As per attached sheet) <M/Y> 15.5
GROUP : Gr:11(Engine)		ASX(GA0W)

1. Description :

Please refer to the attached document for the information about the change of mention in the applicable service manual. Also, please refer to the following service bulletins for the maintenance procedure and the troubleshooting for 9HD diesel engine.

- Maintenance procedure : MSB-15E11-003
- Troubleshooting : MSB-15E11-002

2. Affected service manuals :

Applicable manual	Pub. No.	Applicable title (INFO ID)	Content
2015.5 ASX WORKSHOP MANUAL	CGAE15E2-CD(ENG） CGAF15E2-CD(FRE) CGAG15E2-CD(GER) CGAS15E2-CD(SPA) CGAI15E2-CD(ITA)	-	Attached sheet

3. About the details :

Please refer to the attached document (Attached sheet)

4. Effective time : From 15.5MY of the related vehicles

Wiring Diagrams

＞Component Locations

- General Layouts Of ECUs

＞Configuration Diagrams

- General Location Of Connectors
- General Location Of Grounds
- Harness Installation Diagrams

＞Circuit Diagrams

- Allocation Of PSF1 Fuses
- Details Of Connectors 1
- Details Of Connectors 2
- Details Of Connectors 3
- Details Of Connectors 4
- Engine Control Principle
- Engine Control Wiring
- Engine Cooling Principle
- Engine Cooling Wiring
- Engine Starting With Open&Go Principle
- Engine Starting With Open&Go Wiring
- Engine Starting WO Handfree Principle
- Engine Starting WO Handfree Wiring
- Particulate Filter Principle
- Particulate Filter Wiring
- Preheating Principle
- Preheating Wiring
- Stop & Start Principle
- Stop&Start Wiring

General Layout Of ECUs

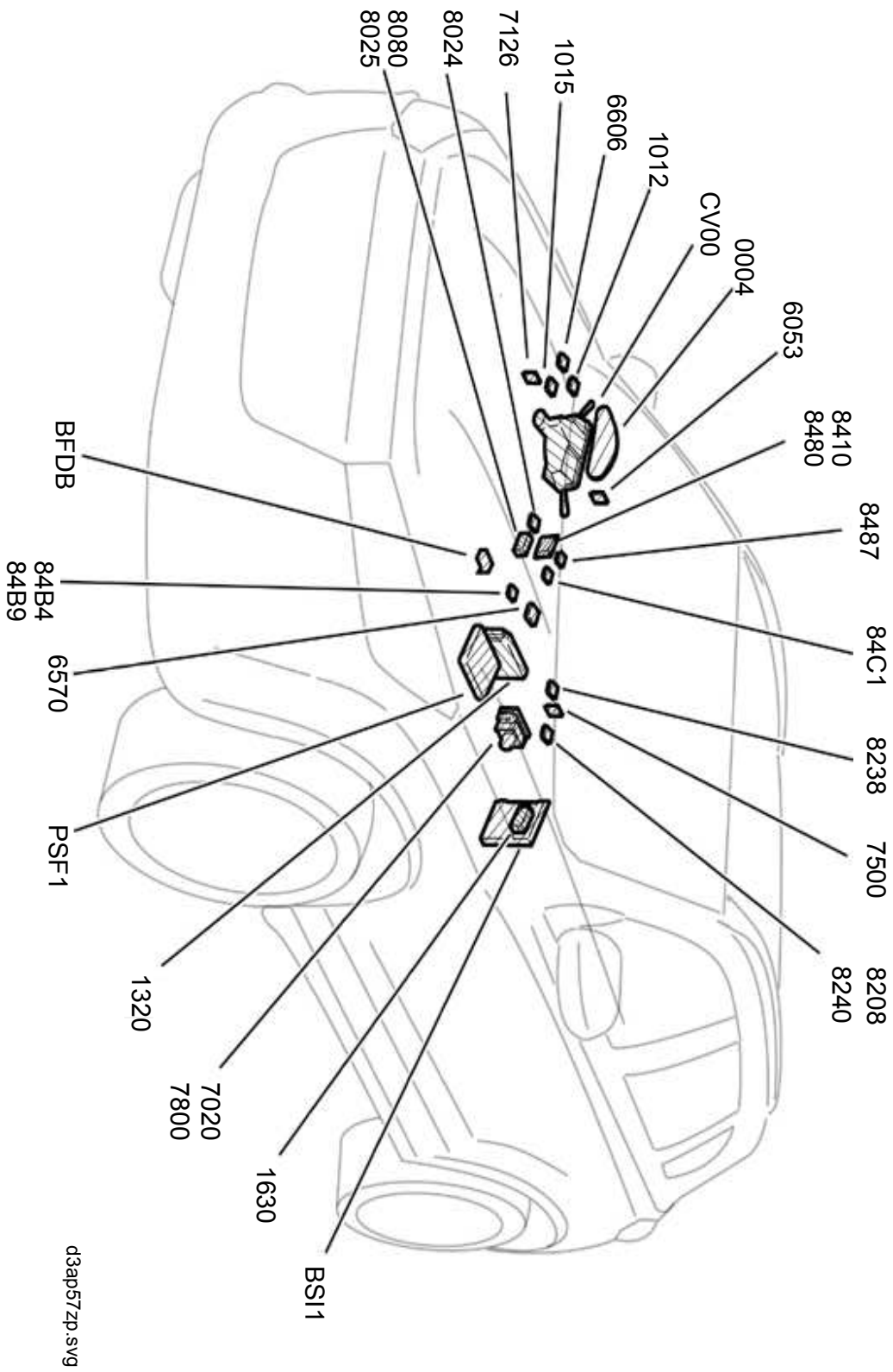

General Location Of Connectors

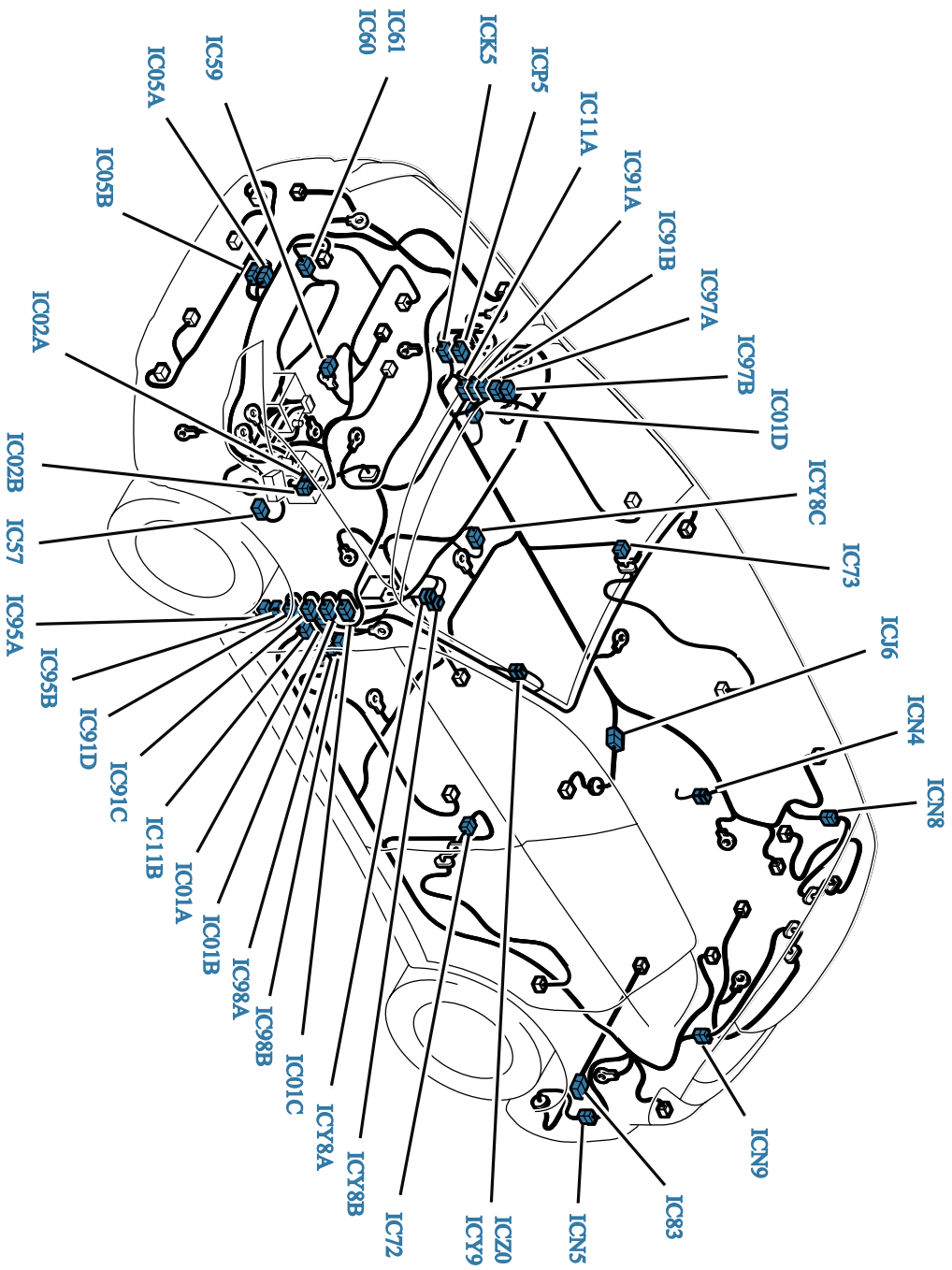

d3ap582p

General Location Of Grounds

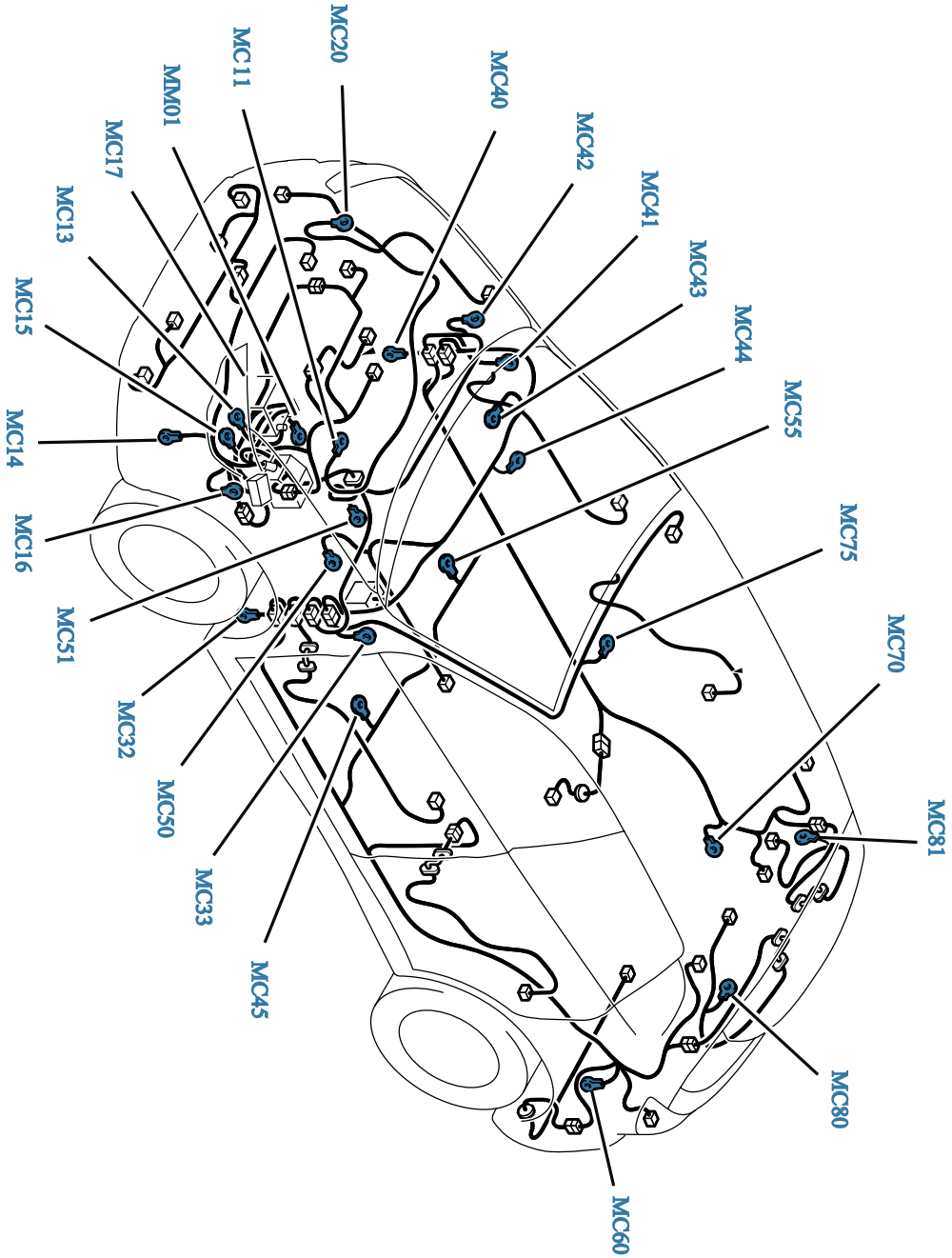

d3ap581p

Harness Installation Diagrams

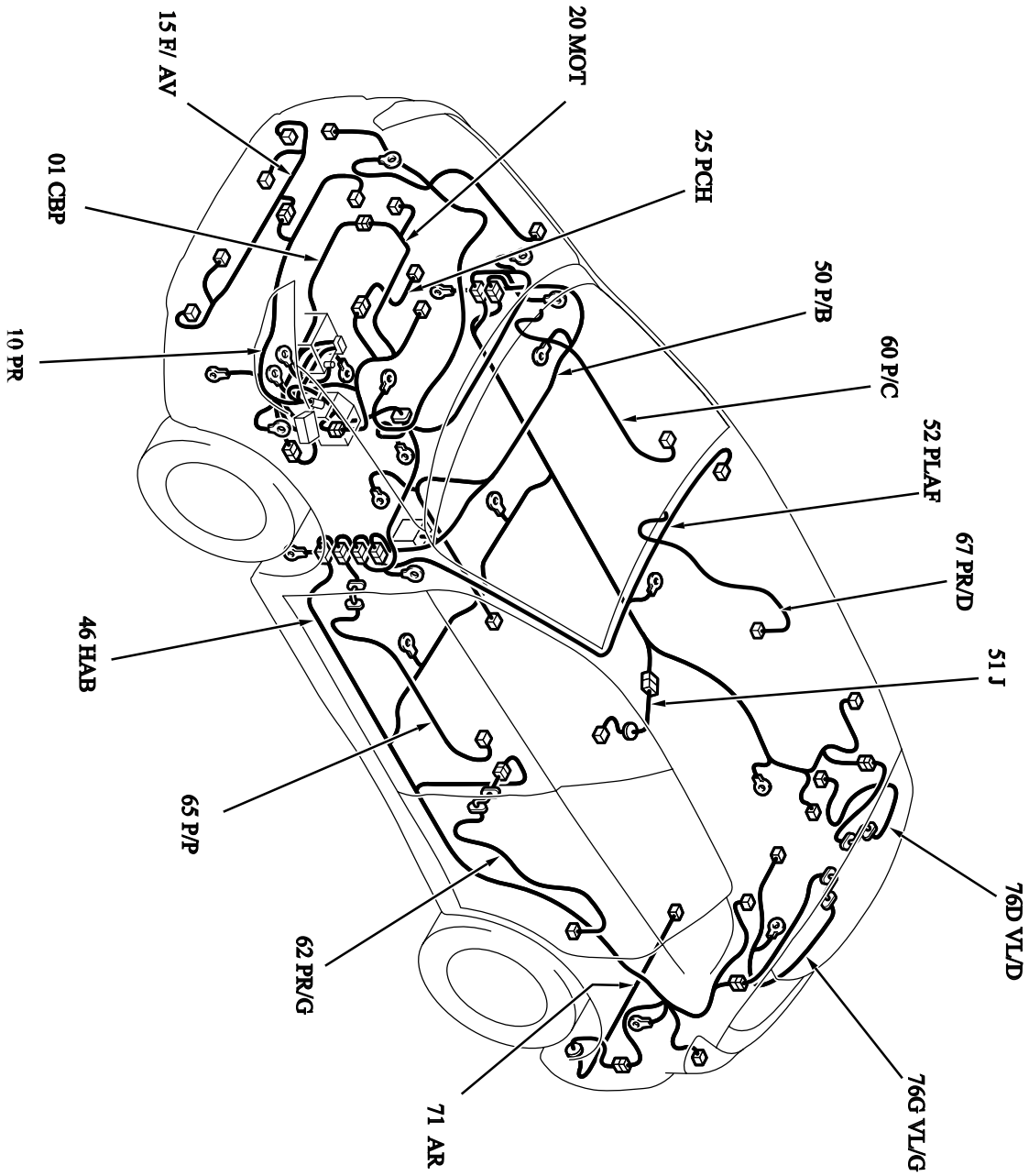

d3ap580p

Allocation Of PSF1 Fuses

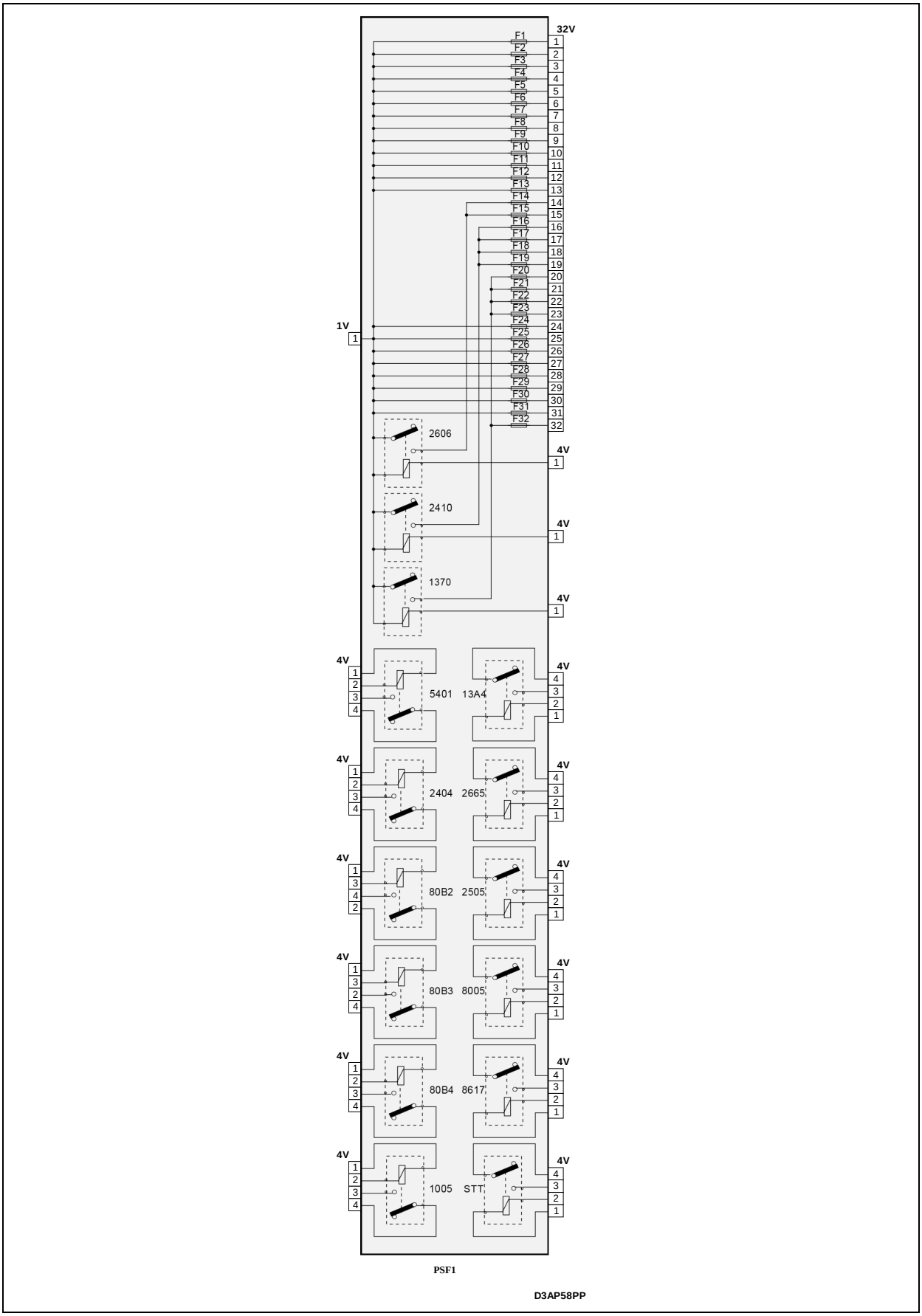

fig. D3AP58PP

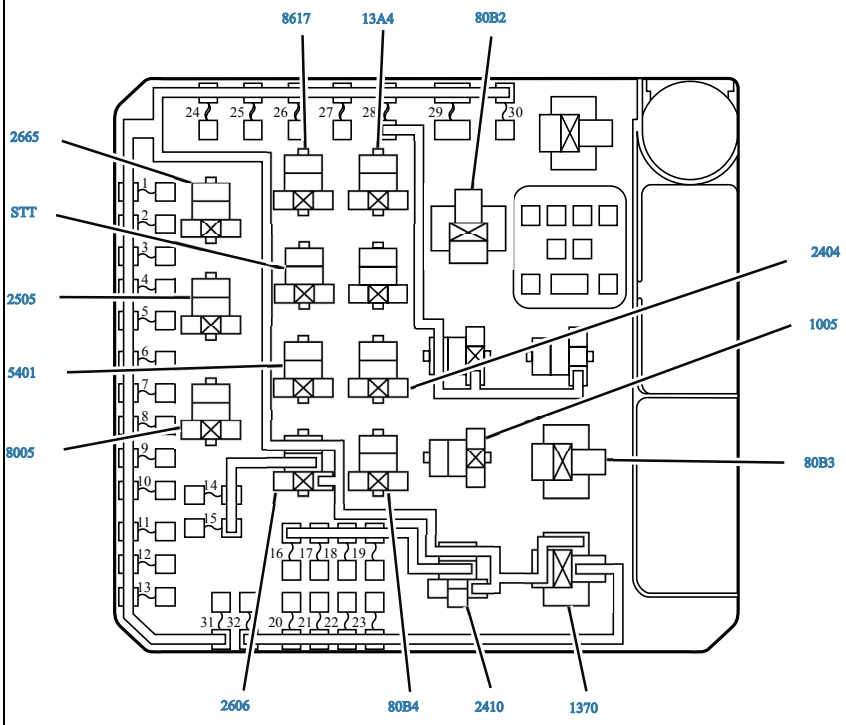

fig. D3AP58QP

allocation of PSF1 fuses			
fuse	A	supply	matching
F1	15A	-	LH and RH front foglamps - front foglamps relay
F4	10A	-	sound alert treble - sound alert bass - horn compressor relay
F6	20A	-	headlamp wash pump - headlamp wash relay

F7	10A	-	air conditioning compressor - air conditioning compressor relay
F9	20A	-	antitheft alarm siren - antitheft alarm relay
F10	-	-	-
F11	-	-	-
F12	-	-	-
F13	10A	-	front LH and RH daytime lamps - daytime lamps relay
F14	10A	-	left-hand headlamp
F15	10A	-	right-hand headlamp
F16	20A	-	left-hand headlamp
F17	20A	-	right-hand headlamp
F18	10A	-	LH headlamp - RH headlamp - headlamps height corrector switch
F19	10A	-	right-hand headlamp
F24	30A	-	starter
F25	-	-	-
F26	40A	-	ABS ECU - ESP ECU
F27	30A	-	ABS ECU - ESP ECU
F28	30A	-	RH cooling fan - RH cooling fan supply relay - LH and RH in series cooling fans supply relay
F29	40A	-	LH cooling fan - LH cooling fan supply relay
F30	30A	-	central voltage retention device - built-in systems interface
F31	30A	-	audio amplifier
F32	30A	-	engine ECU
1005	-	-	starter prohibition relay
1370	-	-	engine management single relay
2404	-	-	daytime running lamps
2410	-	-	dipped beam relay
2505	-	-	air horn compressor relay
2606	-	-	main beam relay
2665	-	-	front foglamps relay
5401	-	-	relais lave-projecteur
8005	-	-	air conditioning compressor relay
8617	-	-	anti-theft alarm warning relay
STT	-	-	STT relay
F2	-	-	-
F3	-	-	-
F5	-	-	-
F8	-	-	-
F20	10A	-	stop and start ECU - engine management single relay 2
F21	-	-	-
F22	20A	-	engine ECU - engine management single relay 2
F23	-	-	-
13A4	-	-	engine management single relay 2
80B2	-	-	additional heating relay 1
80B3	-	-	additional heating relay 2
80B4	-	-	additional heating relay 3

Details Of Connectors 1

7126
4V BA

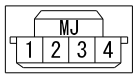

7126
2V NR



7207
4V BA

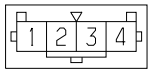

7306
2V BA



7325
4V BE

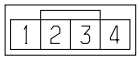

7500
24V NR

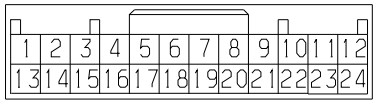

7506
2V NR



7507
2V NR



7508
2V NR



7509
2V NR



7510
2V NR



7511
2V NR



7512
2V NR



7513
2V NR



7515
6V BE

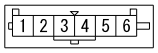

7520
6V BA

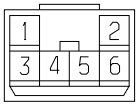

7800
47V NR



7801
6V BA

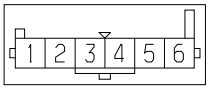

7803
5V BA

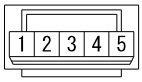

7804
4V NR

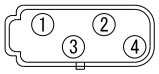

7810
2V NR



7815
2V NR



8006
2V BA



8007
3V NR

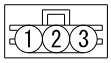

8020
1V NR



8030
2V BA



8045
4V BA



8050
2V BA



8065
5V BA

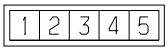

8070
5V BA

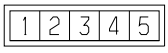

8071
5V BA

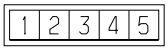

8025
16V NR

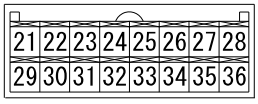

8025
20V NR

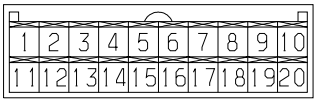

8084
2V BA



8084
3V BA

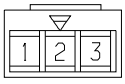

8100
2V BA

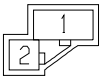

8120
1V NR



8209
7V BA

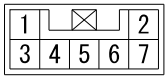

8235
10V BA

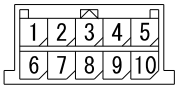

8238
24V BA

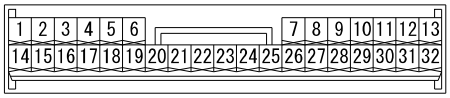

8239
2V BA

8240
16V BA

8240
24V BA

8241
5V BA

8250
2V GR

8251
2V GR

8255
2V GR

8310
4V NR

8406
2V BA

Details Of Connectors 2

8410
20V BA

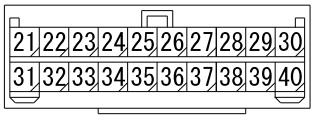

8410
18V BA

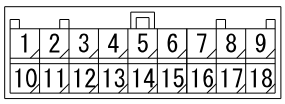

8410
8V GR

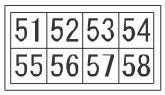

8413
5V RG

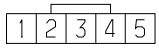

8420
2V BA



8424
14V BA

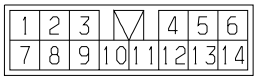

8424
18V BA

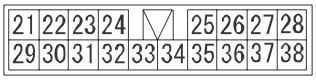

8424
14V BA

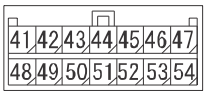

8425
2V BA



8430
2V BA

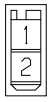

8435
2V BA



8440
2V NR

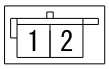

8445
2V NR

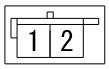

8459
4V BA

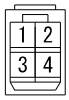

8482
3V BA

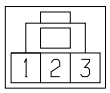

8487
20V BA

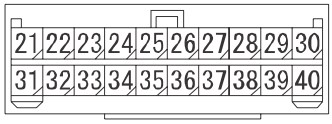

8487
18V BA

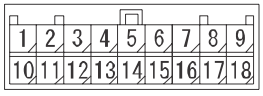

8487
8V GR

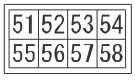

8487
16V GR

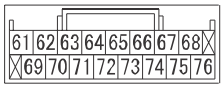

8499
6V NR

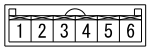

84B4
28V BA

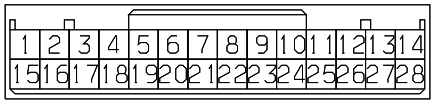

84B9
28V BA

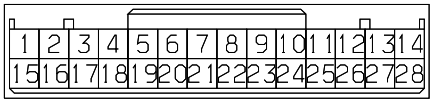

84C1
10V BA

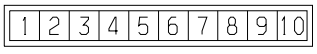

84C2
4V JN

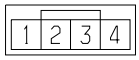

84C6
16V GR

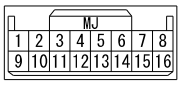

8603
8V BA

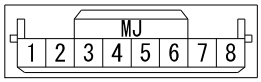

8604
4V NR

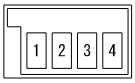

8605
4V NR

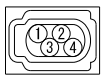

8611
2V NR



AE00
2V BA



AE00
8V NR

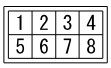

B001
22V GR

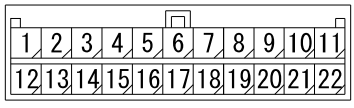

B002
22V GR

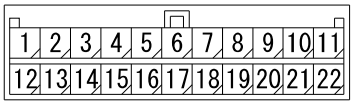

B003
22V GR

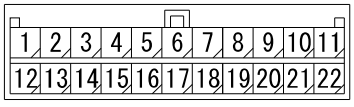

B004
11V BA

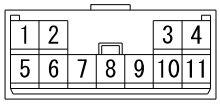

B005
22V BE

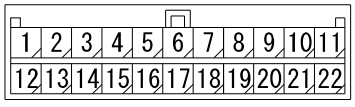

Details Of Connectors 3

13A7
2V BA



13A8
2V NR



1502
4V

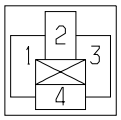

1503
4V

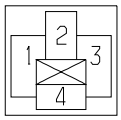

1511
2V NR



1511
2V GR



1512
2V NR



1616
3V NR

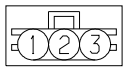

1617
3V NR

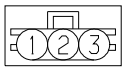

1620
3V NR

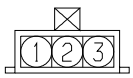

1630
22V BA

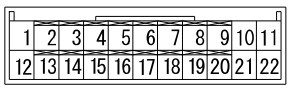

1630
26V BA

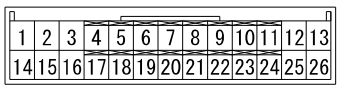

1635
22V NR

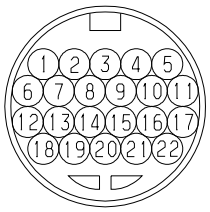

1640
10V BA

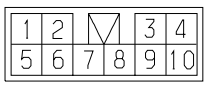

1666
3V BA



1912
4V BA

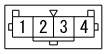

2010
2V NR



2110
2V BA



2120
4V BA

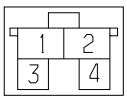

2200
2V NR



2215
2V GR



2340
2V NR



2345
2V NR



2405
2V GR



2406
2V GR



2407
3V GR

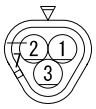

2408
3V GR



2500
1V BA



2521
1V NR



2522
1V NR



2610
8V NR

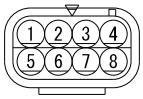

2615
8V NR

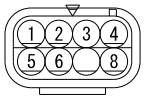

2631A
2V BA



2631B
2V BA



2632A
2V BA



2632B
2V BA



2630
8V BA

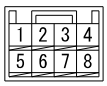

2633
2V GR



2635
8V BA

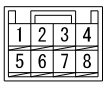

2636
2V GR



2670
2V NR

2675
2V NR

3000
3V BA

3001
3V BA

3002
3V BA

3003
3V BA

3010
3V BA

3020
3V BA

3060
2V BA

3061
2V BA

3105
3V BA

4050
2V NR

4110
1V BE

4315
2V BA

4400
1V NR

4410
2V NR

4730
2V NR

4731
2V NR

5007
4V BA

5115
2V NR

5215
4V BA

5405
2V GR

6017
8V BA

Details Of Connectors 4

0004
24V BA

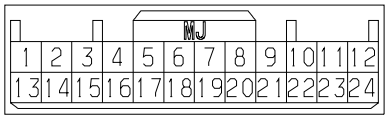

1010
1V



1010
1V NR



1012
10V GR

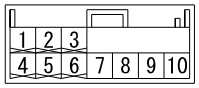

1015
32V BA

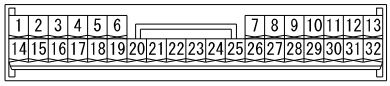

1020
1V



1020
4V GR

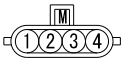

1031
4V GR

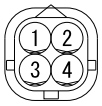

1115
3V NR



1118
3V GR



1119
3V GR



1120
2V NR



1131
3V NR



1132
3V NR



1133
3V NR



1134
3V NR



1160
1V BA



1160
1V BA



1160
1V BA



1160
1V BA



1208
2V GR



1211
5V GR



1221
2V NR



1220
2V NR



1215
2V NR



1229
2V NR



1261
6V NR

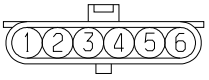

1262
6V NR



1276
2V GR



1297
6V GR



12A5
2V NR



1310
5V NR



1310
5V NR

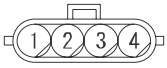

1312
3V BE

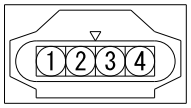

1313
3V GR



1320
96V NR

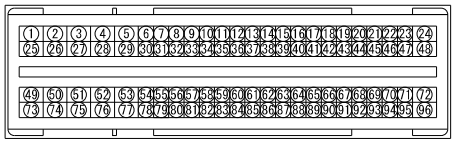

1320
58V NR

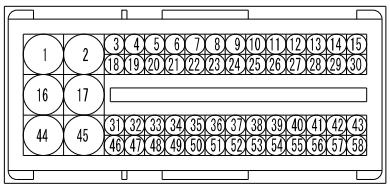

1320
64V GR

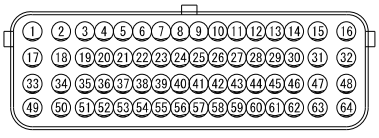

1320
48V GR

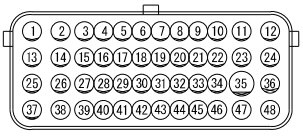

1321
3V NR



1323
4V NR

1331
2V GR

1332
2V GR

1333
2V GR

1334
2V GR

1341
3V GR

1343
2V GR

1344
2V GR

1350
4V GR

1351
4V GR

1356
3V GR

1395
2V NR

Engine Control Principle

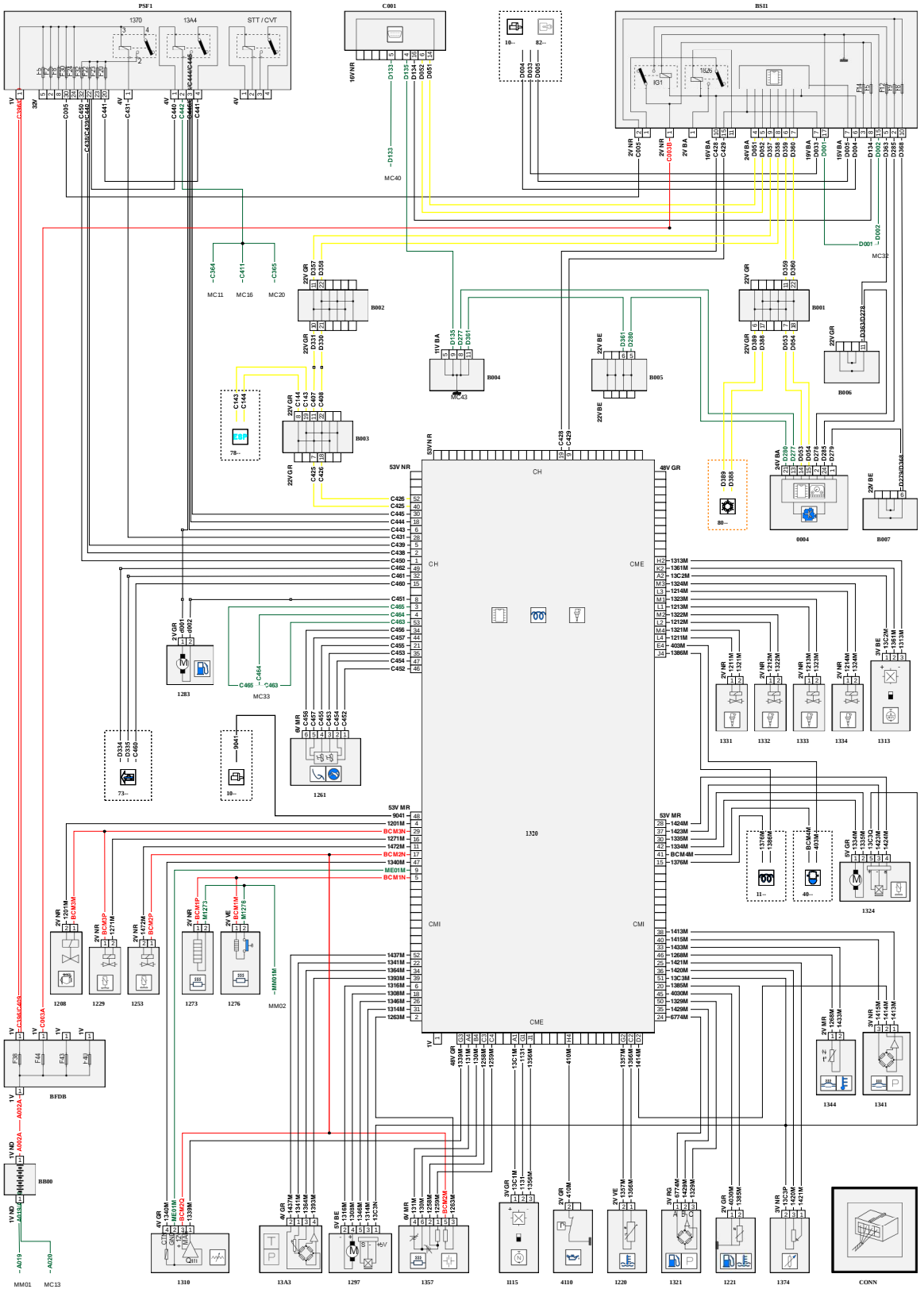

item code	description	information
0004	null	instrument panel /
1020	null	alternator /
1115	null	cylinder / reference sensor /
1158	null	pre-postheating control unit
1208	null	/ diesel injection pump
1220	null	coolant temperature sensor
1221	null	diesel fuel thermal sensor /
1229	null	variable geometry turbo regulator electrovalve
1253	null	all or nothing solenoid valve (EGR)
1261	null	accelerator pedal position sensor /
1273	null	oil breather re-heat resistor 1
1276	null	electric diesel fuel heater
1283	null	fuel additive pump
1297	null	Electric EGR valve
1310	null	air flowmeter
1313	null	engine speed sensor /
1320	null	engine ECU /
1321	null	diesel high pressure sensor /
1324	null	metering pump proportional electrovalve
1331	null	no. 1 cylinder injector
1332	null	no. 2 cylinder injector
1333	null	no. 3 cylinder injector
1334	null	no. 4 cylinder injector
1341	null	particle emission filter differential pressure sensor /
1344	null	upstream exhaust gas high temperature sensor /
1357	null	proportional oxygen sensor
1374	null	turbocharger variable geometry position repeat sensor
13A3	null	inlet air temperature and pressure sensor
2120	null	brake twin function switch /
4050	null	water in fuel sensor
4110	null	engine oil pressure switch /
7800	null	calculateur controle de stabilite
8025	null	air conditioning panel (if separate)
B001	null	mixed equipotential terminal 1
B002	null	mixed equipotential terminal 2
B003	null	mixed equipotential terminal 3
B004	null	mixed equipotential terminal 4
B005	null	mixed equipotential terminal 5
B006	null	mixed equipotential terminal 6
B007	null	mixed equipotential terminal 7
BB00	null	ancillaries battery
BFDB	null	ancillaries battery fuse box
BSI1	null	built-in systems interface
C001	null	diagnostic socket
CA00	null	ignition switch /
CONN	null	details des connecteurs
CT00	null	steering wheel rotary connector
E001	null	crimp one information (or equipotential 001) wire
E100	null	crimp one information (or equipotential 100) wire
E101	null	crimp one information (or equipotential 101) wire
E200	null	crimp one information (or equipotential 200) wire
E300	null	crimp one information (or equipotential 300) wire
E400	null	crimp one information (or equipotential 400) wire
EM12	null	crimp earth (earth point number 12)
MC11	null	body earth point number 11
MC13	null	body earth point number 13
MC16	null	body earth point number 16
MC20	null	body earth point number 20
MC32	null	body earth point number 32
MC33	null	body earth point number 33
MC40	null	body earth point number 40
MM01	null	engine earth point number 01
MM02	null	engine earth point number 02
PSF1	null	engine compartment fusebox panel

Engine Control Wiring

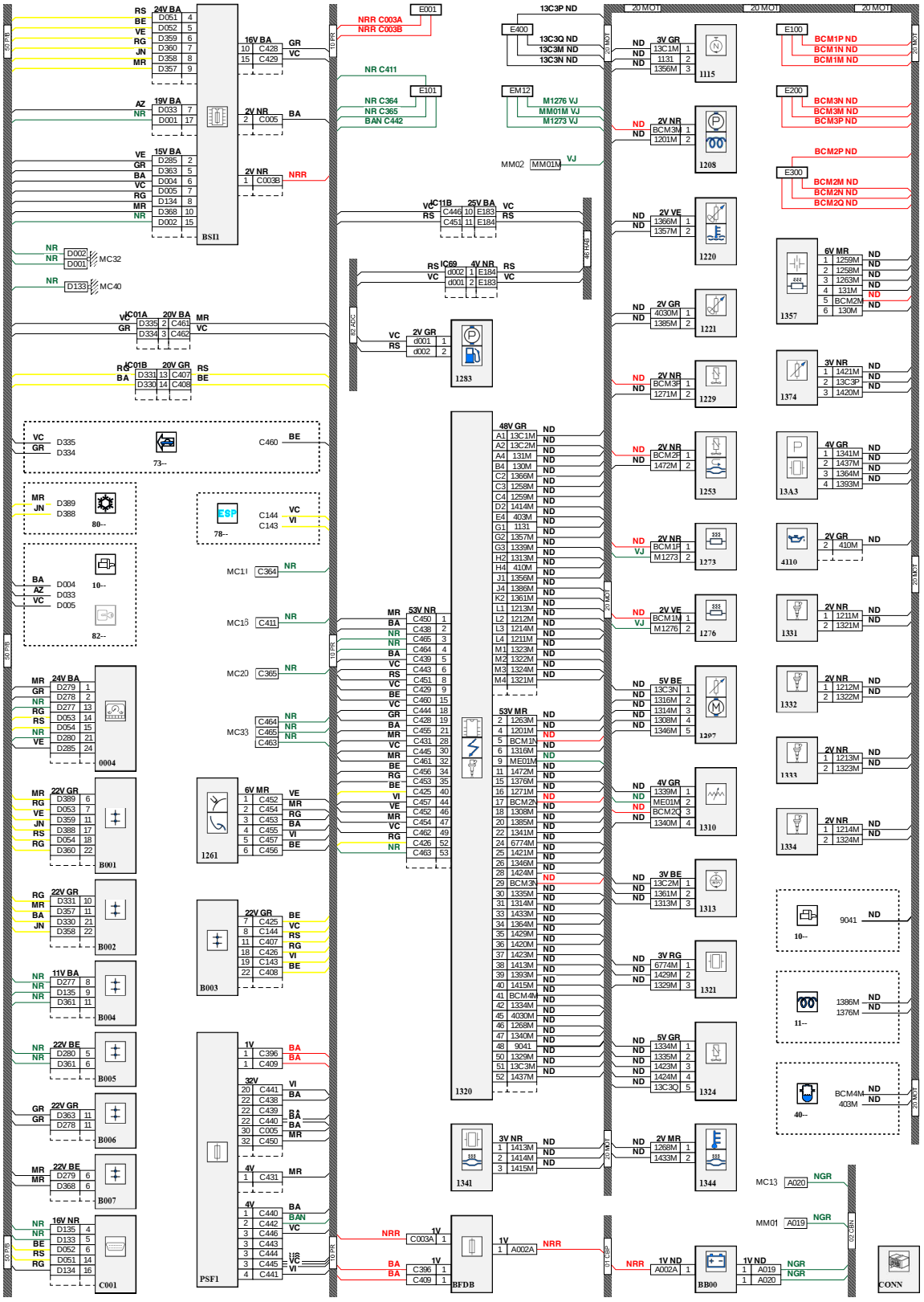

item code	description	information
0004	null	instrument panel /
1020	null	alternator /
1115	null	cylinder / reference sensor /
1158	null	pre-postheating control unit
1208	null	/ diesel injection pump
1220	null	coolant temperature sensor
1221	null	diesel fuel thermal sensor /
1229	null	variable geometry turbo regulator electrovalve
1253	null	all or nothing solenoid valve (EGR)
1261	null	accelerator pedal position sensor /
1273	null	oil breather re-heat resistor 1
1276	null	electric diesel fuel heater
1283	null	fuel additive pump
1297	null	Electric EGR valve
1310	null	air flowmeter
1313	null	engine speed sensor /
1320	null	engine ECU /
1321	null	diesel high pressure sensor /
1324	null	metering pump proportional electrovalve
1331	null	no. 1 cylinder injector
1332	null	no. 2 cylinder injector
1333	null	no. 3 cylinder injector
1334	null	no. 4 cylinder injector
1341	null	particle emission filter differential pressure sensor /
1344	null	upstream exhaust gas high temperature sensor /
1357	null	proportional oxygen sensor
1374	null	turbocharger variable geometry position repeat sensor
13A3	null	inlet air temperature and pressure sensor
2120	null	brake twin function switch /
4050	null	water in fuel sensor
4110	null	engine oil pressure switch /
7800	null	calculateur controle de stabilite
8025	null	air conditioning panel (if separate)
B001	null	mixed equipotential terminal 1
B002	null	mixed equipotential terminal 2
B003	null	mixed equipotential terminal 3
B004	null	mixed equipotential terminal 4
B005	null	mixed equipotential terminal 5
B006	null	mixed equipotential terminal 6
B007	null	mixed equipotential terminal 7
BB00	null	ancillaries battery
BFDB	null	ancillaries battery fuse box
BSI1	null	built-in systems interface
C001	null	diagnostic socket
CA00	null	ignition switch /
CONN	null	details des connecteurs
CT00	null	steering wheel rotary connector
E001	null	crimp one information (or equipotential 001) wire
E100	null	crimp one information (or equipotential 100) wire
E101	null	crimp one information (or equipotential 101) wire
E200	null	crimp one information (or equipotential 200) wire
E300	null	crimp one information (or equipotential 300) wire
E400	null	crimp one information (or equipotential 400) wire
EM12	null	crimp earth (earth point number 12)
MC11	null	body earth point number 11
MC13	null	body earth point number 13
MC16	null	body earth point number 16
MC20	null	body earth point number 20
MC32	null	body earth point number 32
MC33	null	body earth point number 33
MC40	null	body earth point number 40
MM01	null	engine earth point number 01
MM02	null	engine earth point number 02
PSF1	null	engine compartment fusebox panel

Engine Cooling Principle

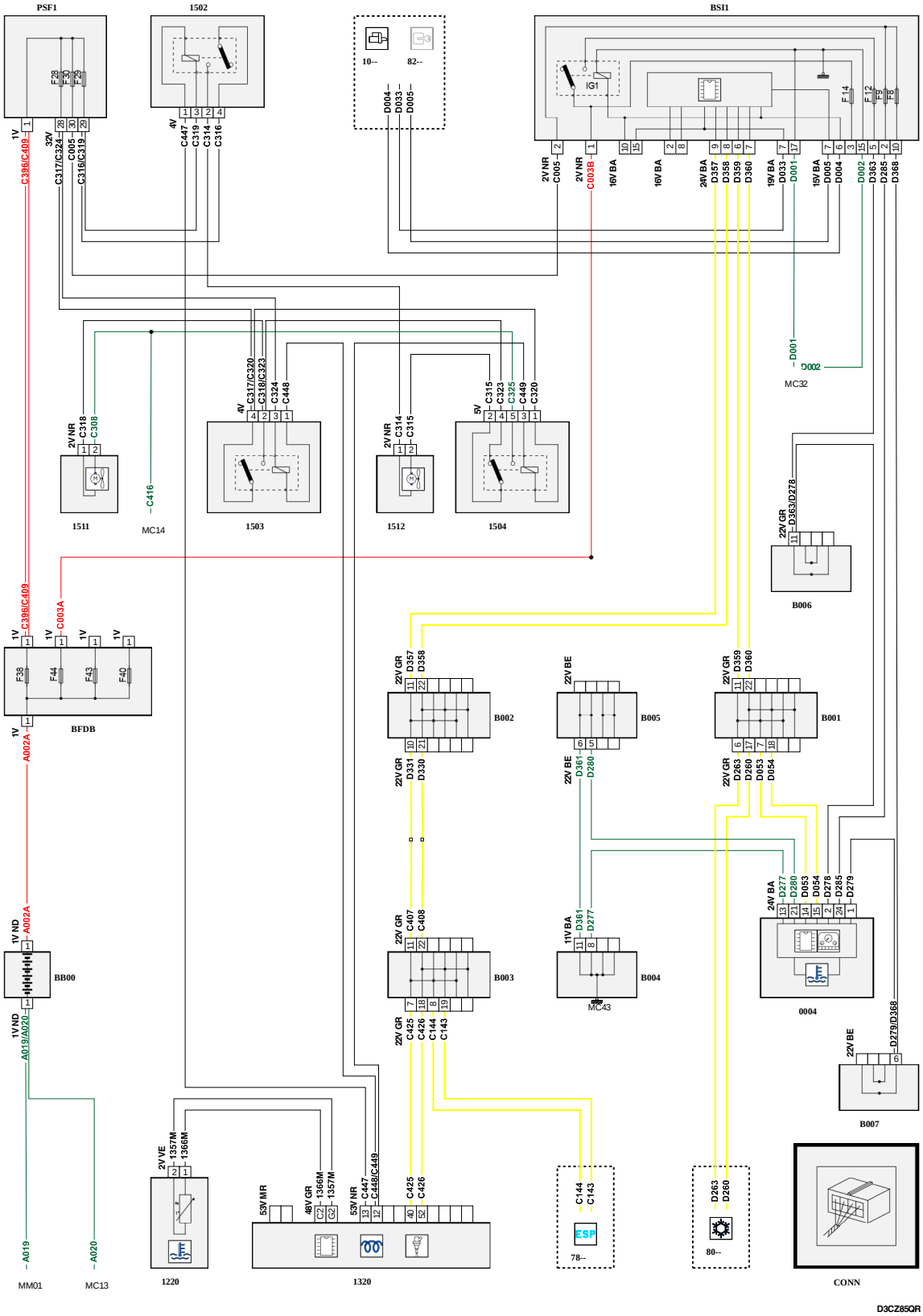

item code	description	information
0004	null	instrument panel /
1220	null	coolant temperature sensor
1320	null	engine ECU /
1502	null	left hand fan supply relay
1503	null	right hand fan supply relay
1504	null	left-hand and right-hand fans serial supply relay
1511	null	right-hand fan
1512	null	left-hand fan
7800	null	calculateur controle de stabilite
8080	null	air conditioning ECU
B001	null	mixed equipotential terminal 1
B002	null	mixed equipotential terminal 2
B003	null	mixed equipotential terminal 3
B004	null	mixed equipotential terminal 4
B005	null	mixed equipotential terminal 5
B006	null	mixed equipotential terminal 6
B007	null	mixed equipotential terminal 7
BB00	null	ancillaries battery
BFDB	null	ancillaries battery fuse box
BSI1	null	built-in systems interface
CA00	null	ignition switch /
CONN	null	details des connecteurs
E001	null	crimp one information (or equipotential 001) wire
E103	null	crimp one information (or equipotential 103) wire
MC13	null	body earth point number 13
MC14	null	body earth point number 14
MC32	null	body earth point number 32
MM01	null	engine earth point number 01
PSF1	null	engine compartment fusebox panel

Engine Cooling Wiring

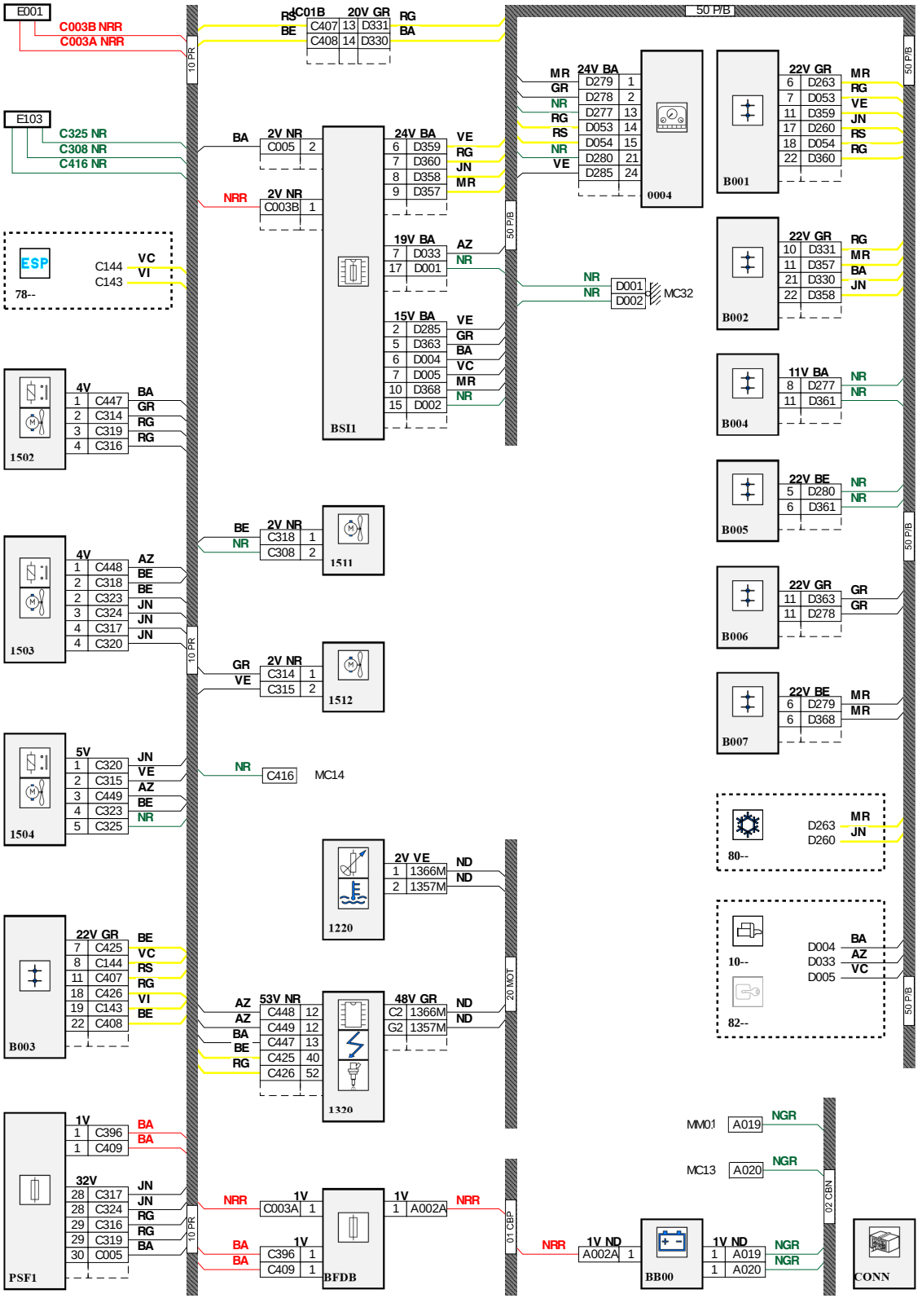

item code	description	information
0004	null	instrument panel /
1220	null	coolant temperature sensor
1320	null	engine ECU /
1502	null	left hand fan supply relay
1503	null	right hand fan supply relay
1504	null	left-hand and right-hand fans serial supply relay
1511	null	right-hand fan
1512	null	left-hand fan
7800	null	calculateur controle de stabilite
8080	null	air conditioning ECU
B001	null	mixed equipotential terminal 1
B002	null	mixed equipotential terminal 2
B003	null	mixed equipotential terminal 3
B004	null	mixed equipotential terminal 4
B005	null	mixed equipotential terminal 5
B006	null	mixed equipotential terminal 6
B007	null	mixed equipotential terminal 7
BB00	null	ancillaries battery
BFDB	null	ancillaries battery fuse box
BSI1	null	built-in systems interface
CA00	null	ignition switch /
CONN	null	details des connecteurs
E001	null	crimp one information (or equipotential 001) wire
E103	null	crimp one information (or equipotential 103) wire
MC13	null	body earth point number 13
MC14	null	body earth point number 14
MC32	null	body earth point number 32
MM01	null	engine earth point number 01
PSF1	null	engine compartment fusebox panel

Engine Starting With Open&Go Principle

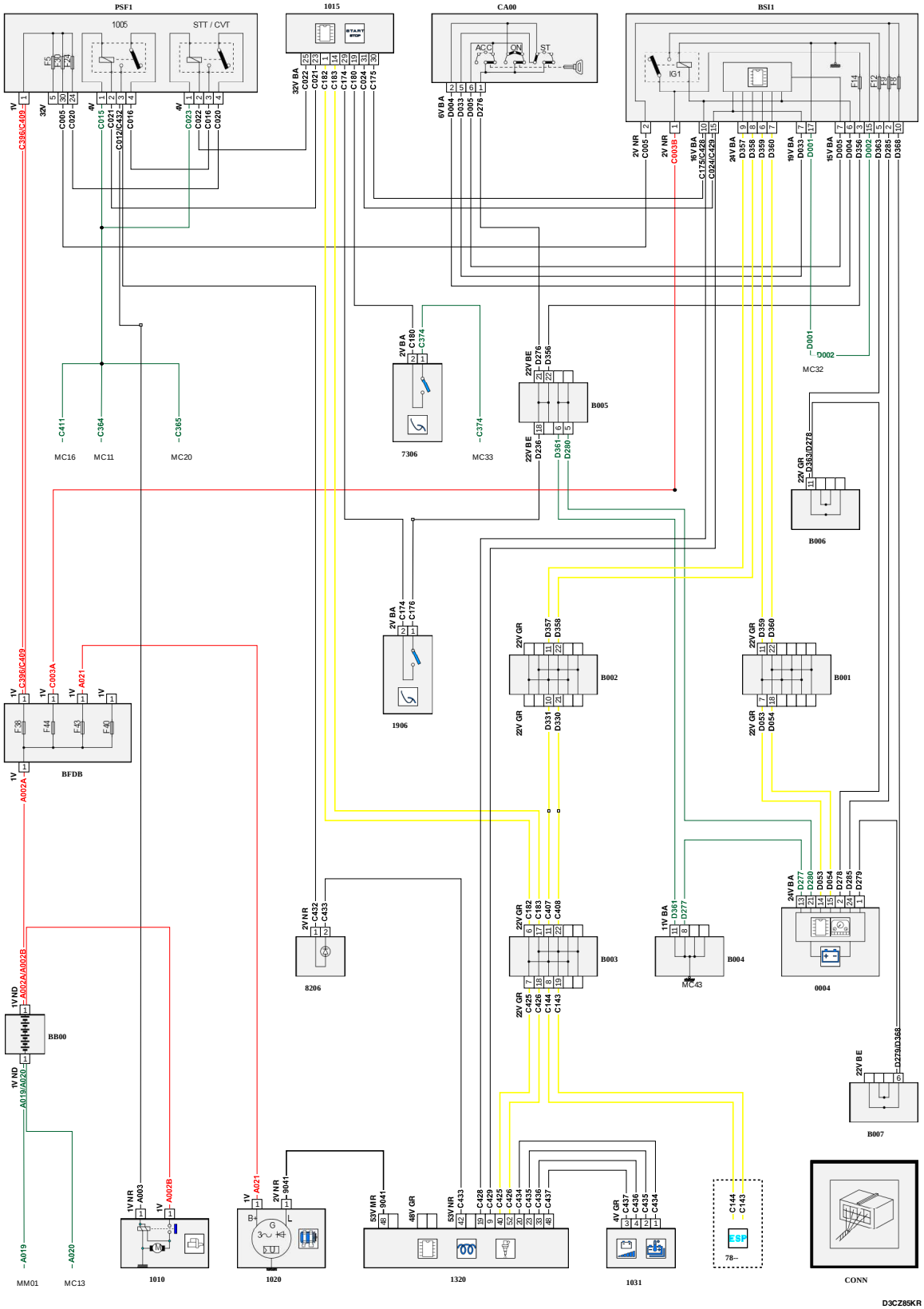

item code	description	information
0004	null	instrument panel /
1010	null	starter
1015	null	Stop and Start ECU
1020	null	alternator /
1031	null	battery charge status unit
1320	null	engine ECU /
1906	null	clutch pedal switch /
7306	null	cruise control safety switch (clutch)
7800	null	calculateur controle de stabilite
8206	null	coded anti-start device door circuit diode
B001	null	mixed equipotential terminal 1
B002	null	mixed equipotential terminal 2
B003	null	mixed equipotential terminal 3
B004	null	mixed equipotential terminal 4
B005	null	mixed equipotential terminal 5
B006	null	mixed equipotential terminal 6
B007	null	mixed equipotential terminal 7
BB00	null	ancillaries battery
BFDB	null	ancillaries battery fuse box
BSI1	null	built-in systems interface
CA00	null	ignition switch /
CONN	null	details des connecteurs
E001	null	crimp one information (or equipotential 001) wire
E101	null	crimp one information (or equipotential 101) wire
MC11	null	body earth point number 11
MC13	null	body earth point number 13
MC16	null	body earth point number 16
MC20	null	body earth point number 20
MC32	null	body earth point number 32
MC33	null	body earth point number 33
MM01	null	engine earth point number 01
PSF1	null	engine compartment fusebox panel

Engine Starting With Open&Go Wiring

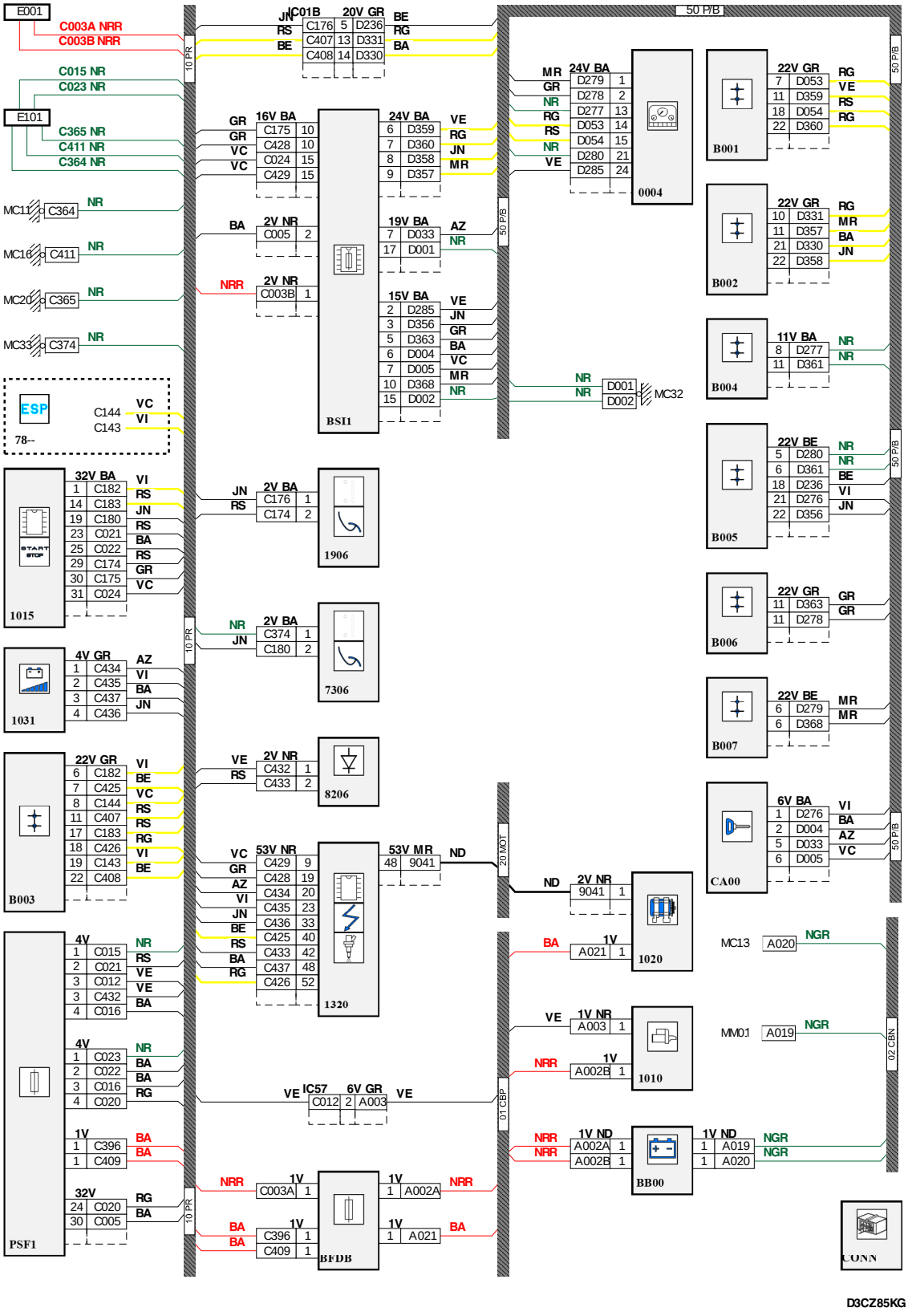

item code	description	information
0004	null	instrument panel /
1010	null	starter
1015	null	Stop and Start ECU
1020	null	alternator /
1031	null	battery charge status unit
1320	null	engine ECU /
1906	null	clutch pedal switch /
7306	null	cruise control safety switch (clutch)
7800	null	calculateur controle de stabilite
8206	null	coded anti-start device door circuit diode
B001	null	mixed equipotential terminal 1
B002	null	mixed equipotential terminal 2
B003	null	mixed equipotential terminal 3
B004	null	mixed equipotential terminal 4
B005	null	mixed equipotential terminal 5
B006	null	mixed equipotential terminal 6
B007	null	mixed equipotential terminal 7
BB00	null	ancillaries battery
BFDB	null	ancillaries battery fuse box
BSI1	null	built-in systems interface
CA00	null	ignition switch /
CONN	null	details des connecteurs
E001	null	crimp one information (or equipotential 001) wire
E101	null	crimp one information (or equipotential 101) wire
MC11	null	body earth point number 11
MC13	null	body earth point number 13
MC16	null	body earth point number 16
MC20	null	body earth point number 20
MC32	null	body earth point number 32
MC33	null	body earth point number 33
MM01	null	engine earth point number 01
PSF1	null	engine compartment fusebox panel

Engine Starting WO Handfree Principle

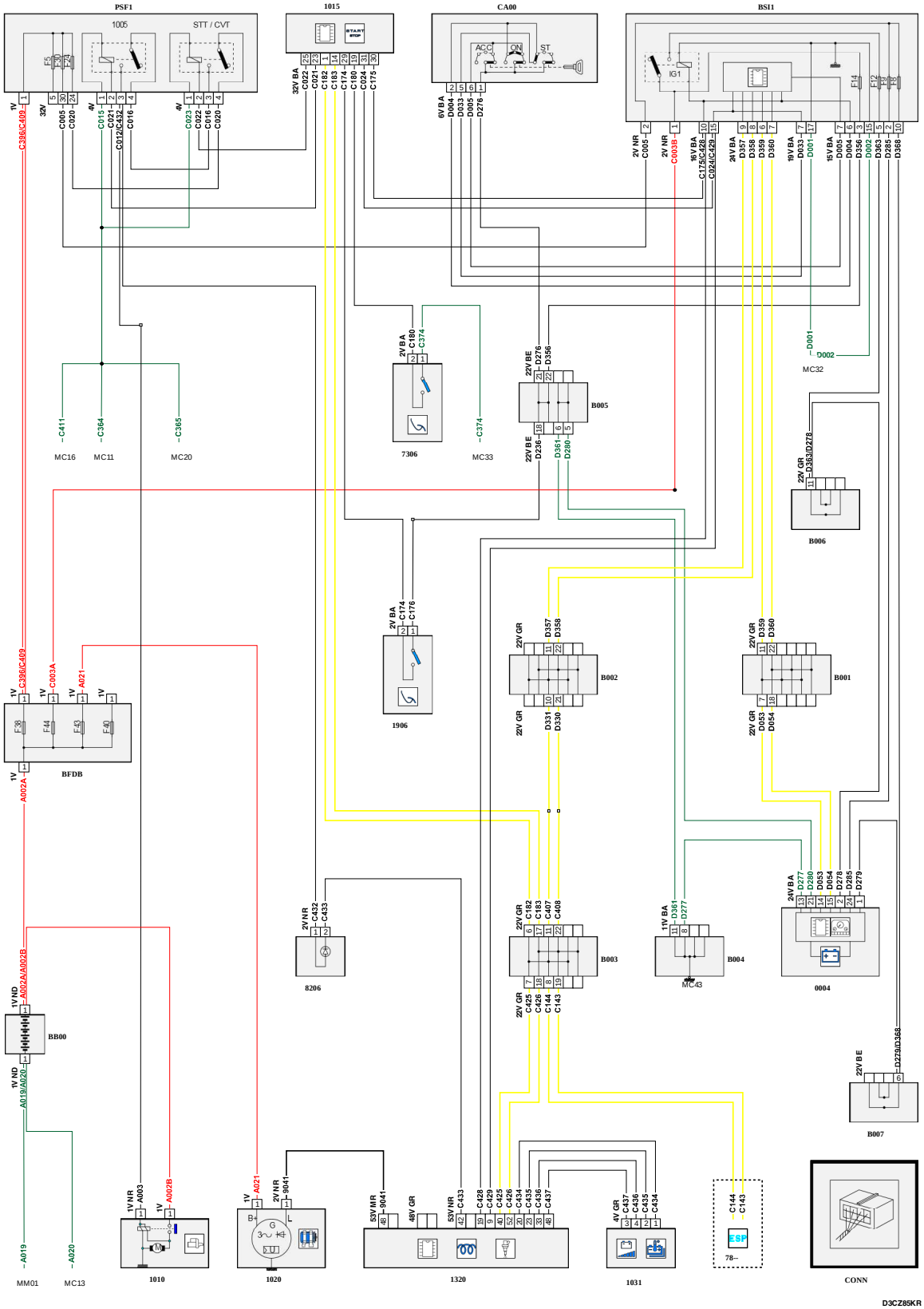

item code	description	information
0004	null	instrument panel /
1010	null	starter
1015	null	Stop and Start ECU
1020	null	alternator /
1031	null	battery charge status unit
1320	null	engine ECU /
1906	null	clutch pedal switch /
7306	null	cruise control safety switch (clutch)
7800	null	calculateur controle de stabilite
8206	null	coded anti-start device door circuit diode
B001	null	mixed equipotential terminal 1
B002	null	mixed equipotential terminal 2
B003	null	mixed equipotential terminal 3
B004	null	mixed equipotential terminal 4
B005	null	mixed equipotential terminal 5
B006	null	mixed equipotential terminal 6
B007	null	mixed equipotential terminal 7
BB00	null	ancillaries battery
BFDB	null	ancillaries battery fuse box
BSI1	null	built-in systems interface
CA00	null	ignition switch /
CONN	null	details des connecteurs
E001	null	crimp one information (or equipotential 001) wire
E101	null	crimp one information (or equipotential 101) wire
MC11	null	body earth point number 11
MC13	null	body earth point number 13
MC16	null	body earth point number 16
MC20	null	body earth point number 20
MC32	null	body earth point number 32
MC33	null	body earth point number 33
MM01	null	engine earth point number 01
PSF1	null	engine compartment fusebox panel

Engine Starting WO Handfree Wiring

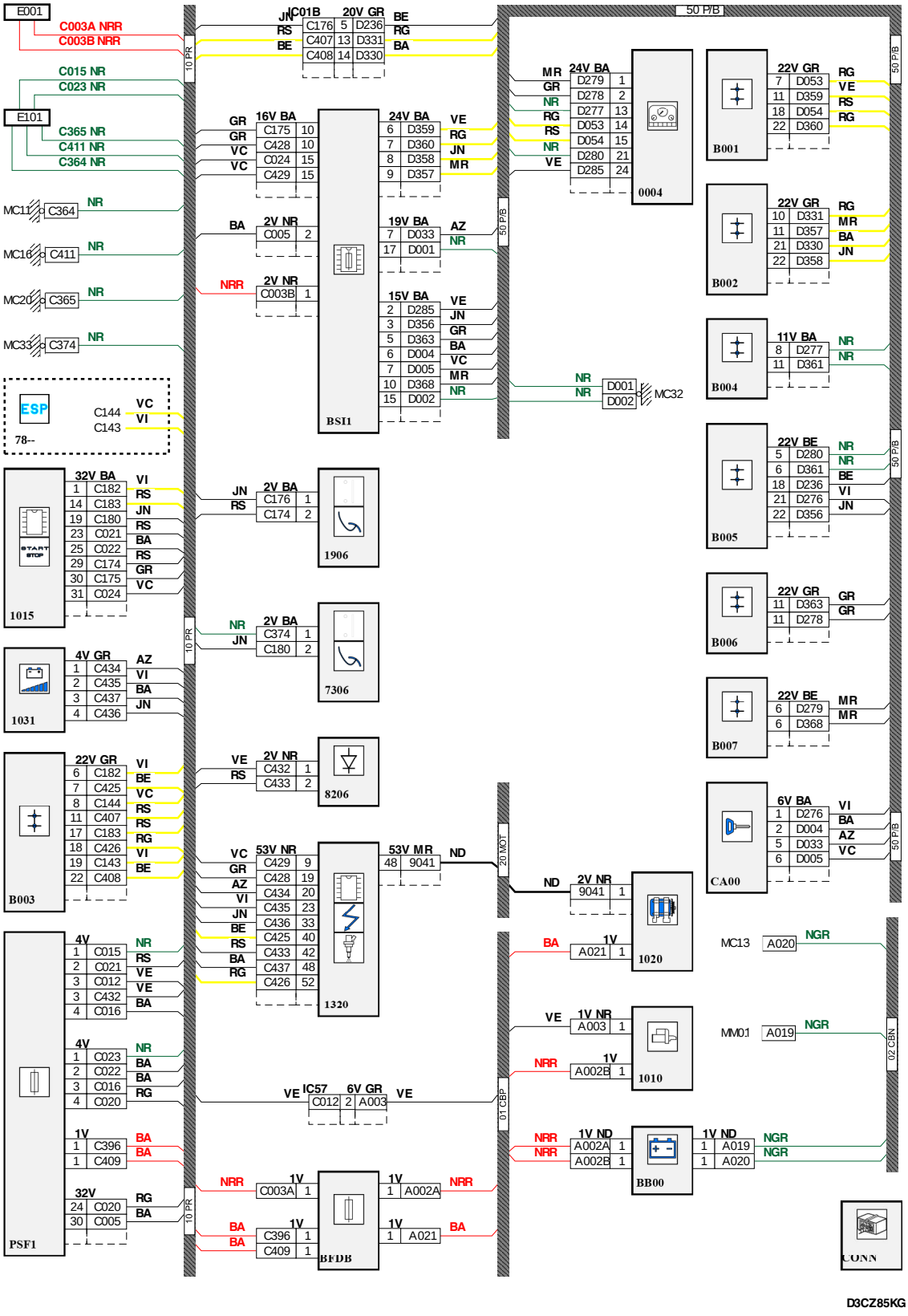

item code	description	information
0004	null	instrument panel /
1010	null	starter
1015	null	Stop and Start ECU
1020	null	alternator /
1031	null	battery charge status unit
1320	null	engine ECU /
1906	null	clutch pedal switch /
7306	null	cruise control safety switch (clutch)
7800	null	calculateur controle de stabilite
8206	null	coded anti-start device door circuit diode
B001	null	mixed equipotential terminal 1
B002	null	mixed equipotential terminal 2
B003	null	mixed equipotential terminal 3
B004	null	mixed equipotential terminal 4
B005	null	mixed equipotential terminal 5
B006	null	mixed equipotential terminal 6
B007	null	mixed equipotential terminal 7
BB00	null	ancillaries battery
BFDB	null	ancillaries battery fuse box
BSI1	null	built-in systems interface
CA00	null	ignition switch /
CONN	null	details des connecteurs
E001	null	crimp one information (or equipotential 001) wire
E101	null	crimp one information (or equipotential 101) wire
MC11	null	body earth point number 11
MC13	null	body earth point number 13
MC16	null	body earth point number 16
MC20	null	body earth point number 20
MC32	null	body earth point number 32
MC33	null	body earth point number 33
MM01	null	engine earth point number 01
PSF1	null	engine compartment fusebox panel

Particulate Filter Principle

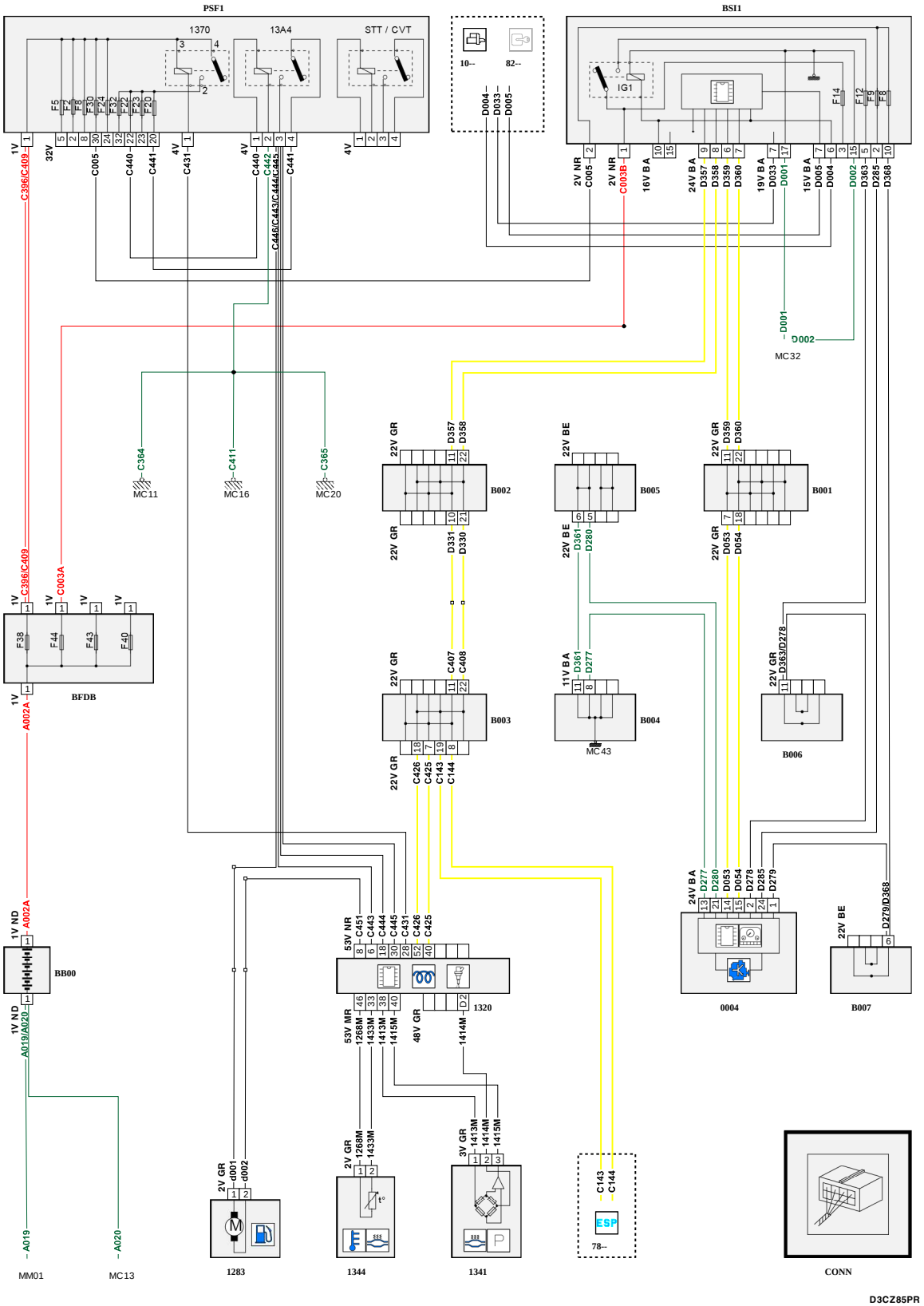

item code	description	information
0004	null	instrument panel /
1283	null	fuel additive pump
1320	null	engine ECU /
1341	null	particle emission filter differential pressure sensor /
1344	null	upstream exhaust gas high temperature sensor /
7800	null	calculateur controle de stabilite
B001	null	mixed equipotential terminal 1
B002	null	mixed equipotential terminal 2
B003	null	mixed equipotential terminal 3
B004	null	mixed equipotential terminal 4
B005	null	mixed equipotential terminal 5
B006	null	mixed equipotential terminal 6
B007	null	mixed equipotential terminal 7
BB00	null	ancillaries battery
BFDB	null	ancillaries battery fuse box
BSI1	null	built-in systems interface
CA00	null	ignition switch /
CONN	null	details des connecteurs
E001	null	crimp one information (or equipotential 001) wire
E101	null	crimp one information (or equipotential 101) wire
MC11	null	body earth point number 11
MC13	null	body earth point number 13
MC16	null	body earth point number 16
MC20	null	body earth point number 20
MC32	null	body earth point number 32
MM01	null	engine earth point number 01
PSF1	null	engine compartment fusebox panel

Particulate Filter Wiring

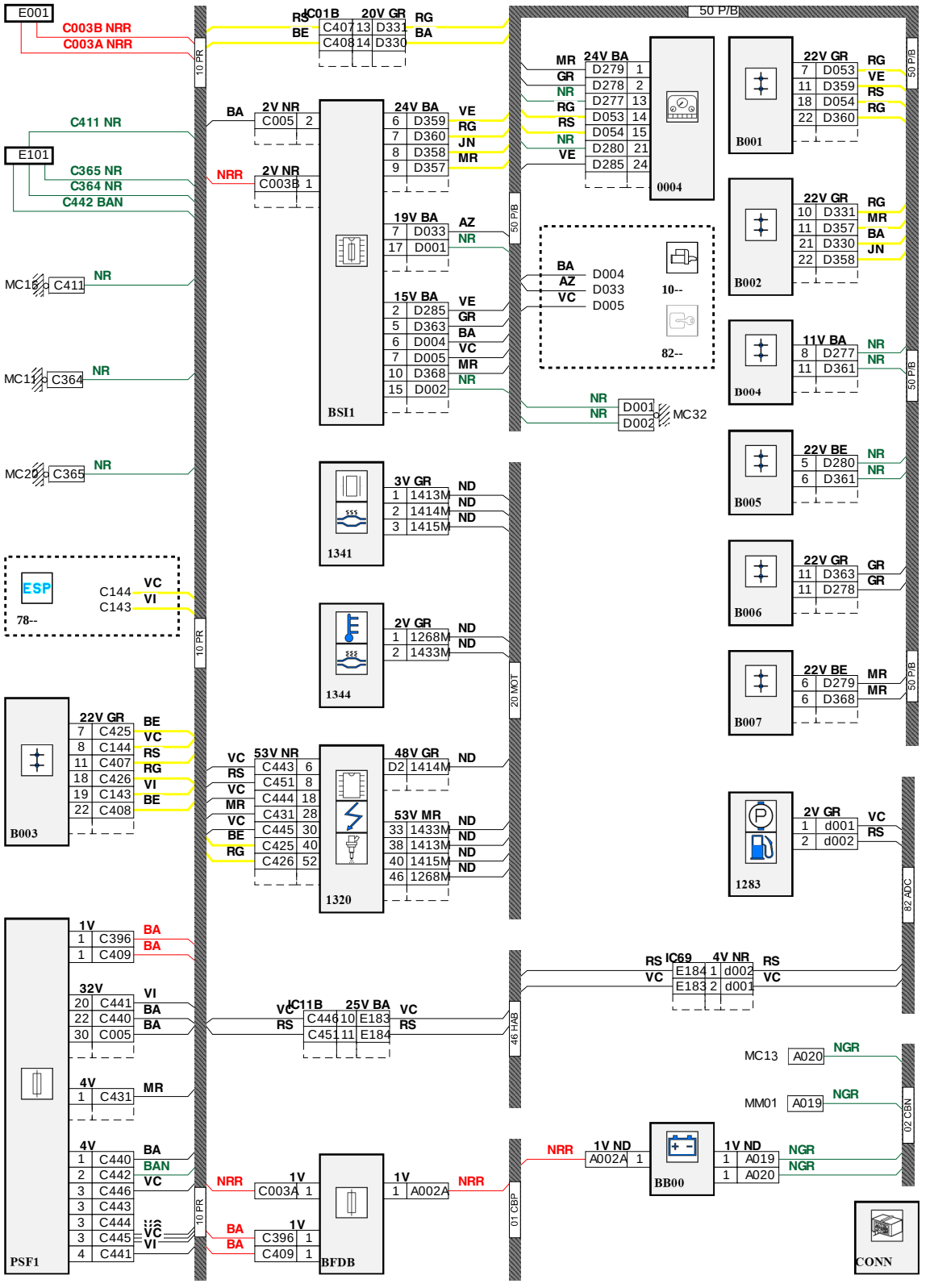

item code	description	information
0004	null	instrument panel /
1283	null	fuel additive pump
1320	null	engine ECU /
1341	null	particle emission filter differential pressure sensor /
1344	null	upstream exhaust gas high temperature sensor /
7800	null	calculateur controle de stabilite
B001	null	mixed equipotential terminal 1
B002	null	mixed equipotential terminal 2
B003	null	mixed equipotential terminal 3
B004	null	mixed equipotential terminal 4
B005	null	mixed equipotential terminal 5
B006	null	mixed equipotential terminal 6
B007	null	mixed equipotential terminal 7
BB00	null	ancillaries battery
BFDB	null	ancillaries battery fuse box
BSI1	null	built-in systems interface
CA00	null	ignition switch /
CONN	null	details des connecteurs
E001	null	crimp one information (or equipotential 001) wire
E101	null	crimp one information (or equipotential 101) wire
MC11	null	body earth point number 11
MC13	null	body earth point number 13
MC16	null	body earth point number 16
MC20	null	body earth point number 20
MC32	null	body earth point number 32
MM01	null	engine earth point number 01
PSF1	null	engine compartment fusebox panel

Preheating Principle

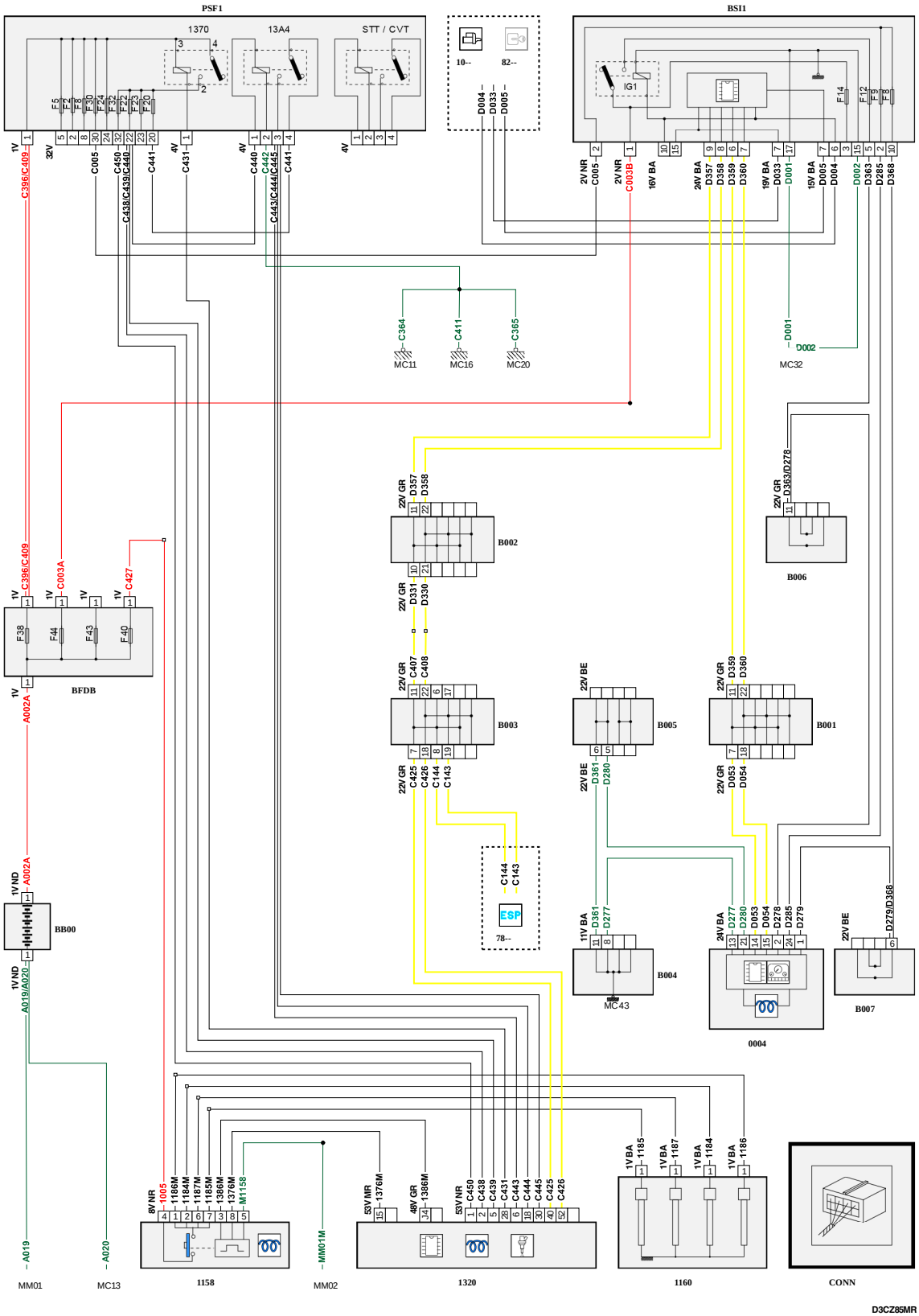

item code	description	information
0004	null	instrument panel /
1158	null	pre-postheating control unit
1160	null	pre-heater plugs /
1320	null	engine ECU /
7800	null	calculateur controle de stabilite
B001	null	mixed equipotential terminal 1
B002	null	mixed equipotential terminal 2
B003	null	mixed equipotential terminal 3
B004	null	mixed equipotential terminal 4
B005	null	mixed equipotential terminal 5
B006	null	mixed equipotential terminal 6
B007	null	mixed equipotential terminal 7
BB00	null	ancillaries battery
BFDB	null	ancillaries battery fuse box
BSI1	null	built-in systems interface
CA00	null	ignition switch /
CONN	null	details des connecteurs
E001	null	crimp one information (or equipotential 001) wire
E101	null	crimp one information (or equipotential 101) wire
EM12	null	crimp earth (earth point number 12)
MC11	null	body earth point number 11
MC13	null	body earth point number 13
MC16	null	body earth point number 16
MC20	null	body earth point number 20
MC32	null	body earth point number 32
MM01	null	engine earth point number 01
MM02	null	engine earth point number 02
PSF1	null	engine compartment fusebox panel

Preheating Wiring

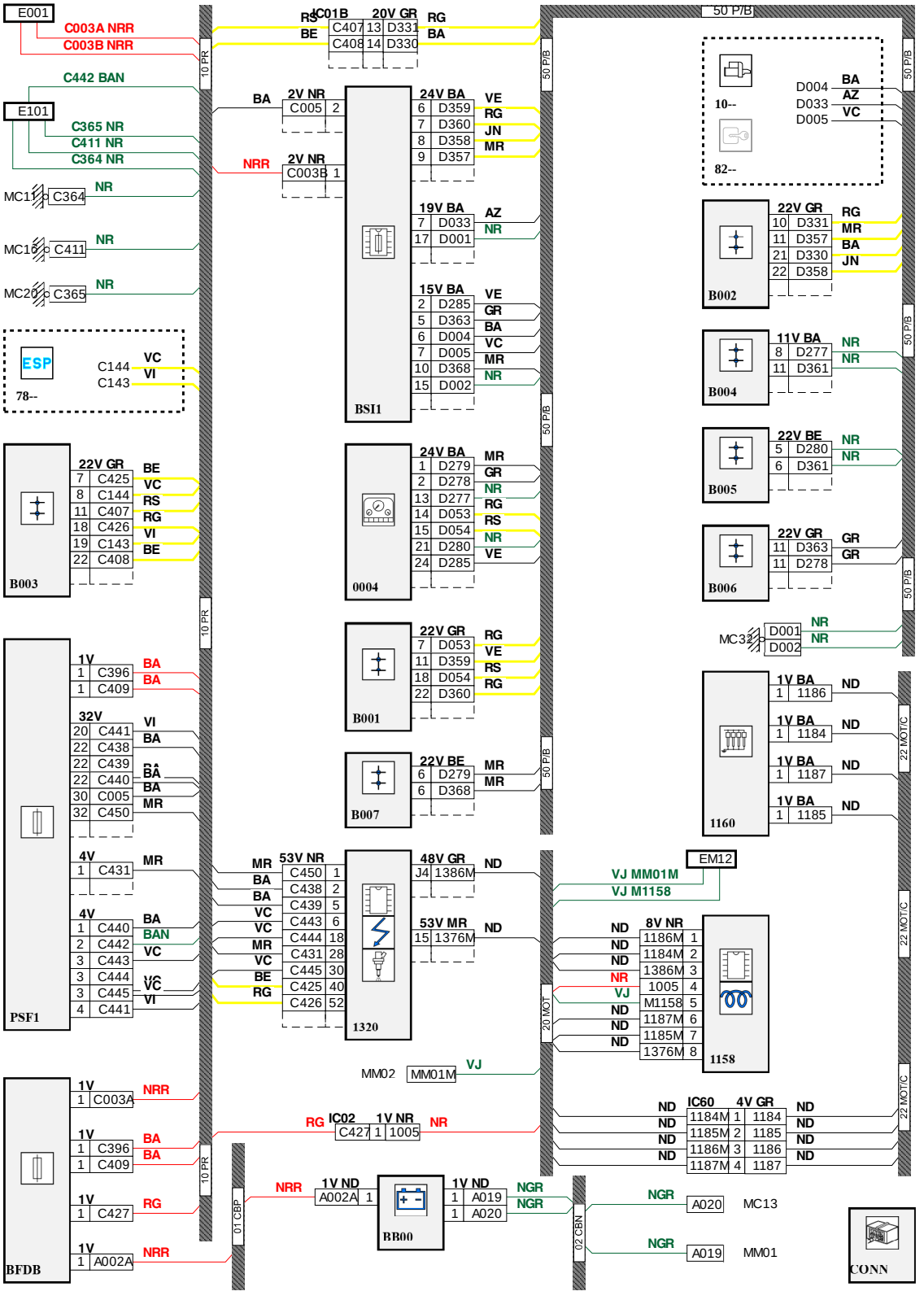

D3CZ85MG

item code	description	information
0004	null	instrument panel /
1158	null	pre-postheating control unit
1160	null	pre-heater plugs /
1320	null	engine ECU /
7800	null	calculateur controle de stabilite
B001	null	mixed equipotential terminal 1
B002	null	mixed equipotential terminal 2
B003	null	mixed equipotential terminal 3
B004	null	mixed equipotential terminal 4
B005	null	mixed equipotential terminal 5
B006	null	mixed equipotential terminal 6
B007	null	mixed equipotential terminal 7
BB00	null	ancillaries battery
BFDB	null	ancillaries battery fuse box
BSI1	null	built-in systems interface
CA00	null	ignition switch /
CONN	null	details des connecteurs
E001	null	crimp one information (or equipotential 001) wire
E101	null	crimp one information (or equipotential 101) wire
EM12	null	crimp earth (earth point number 12)
MC11	null	body earth point number 11
MC13	null	body earth point number 13
MC16	null	body earth point number 16
MC20	null	body earth point number 20
MC32	null	body earth point number 32
MM01	null	engine earth point number 01
MM02	null	engine earth point number 02
PSF1	null	engine compartment fusebox panel

Stop & Start Principle

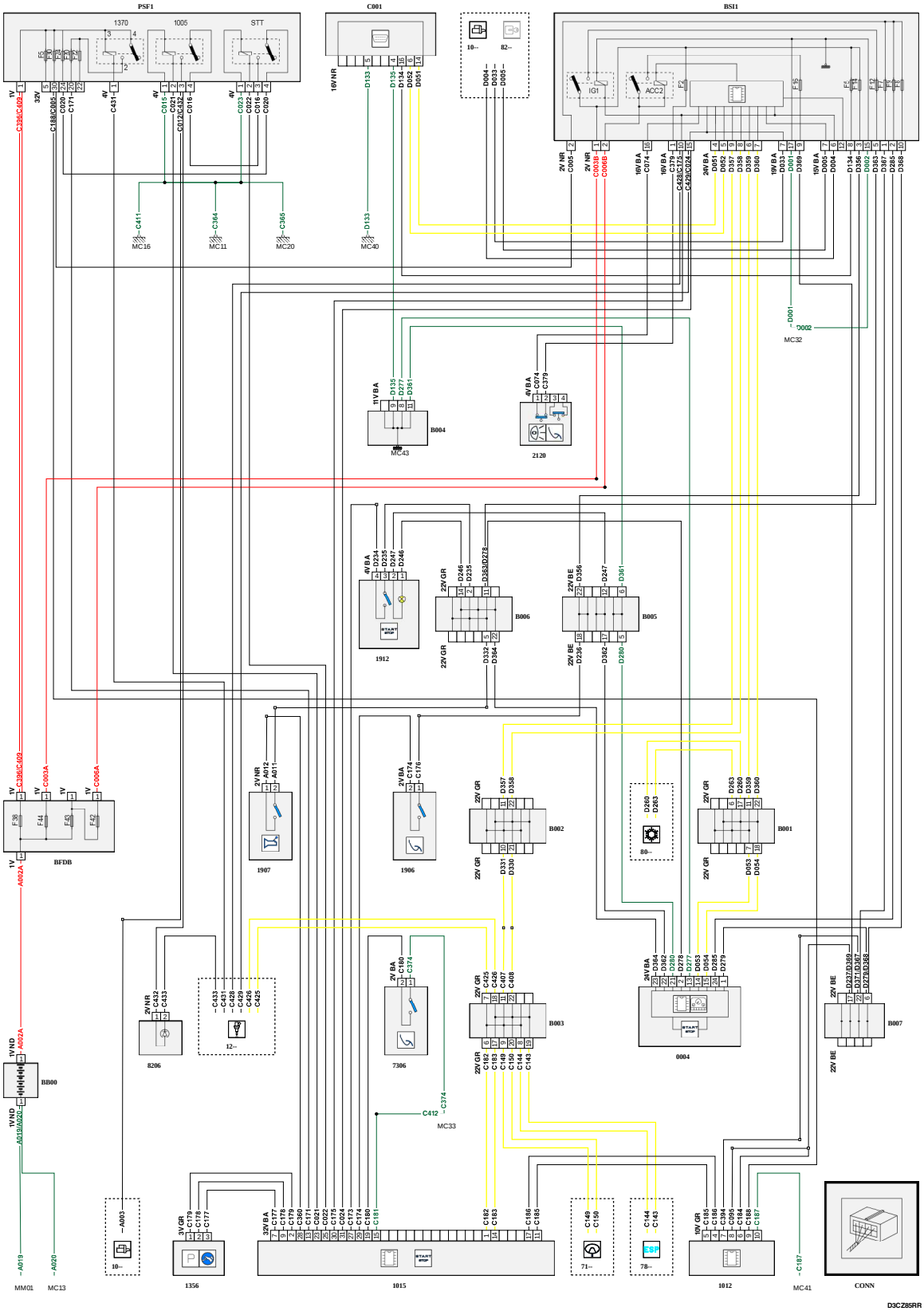

item code	description	information
0004	null	instrument panel /
1010	null	starter
1012	null	centralised voltage maintaining system
1015	null	Stop and Start ECU
1320	null	engine ECU /
1356	null	braking circuit vacuum sensor /
1906	null	clutch pedal switch /
1907	null	gearbox neutral switch
1912	null	stop/start switch /
2120	null	brake twin function switch /
7131	null	electric power steering block
7306	null	cruise control safety switch (clutch)
7800	null	calculateur controle de stabilite
8080	null	air conditioning ECU
8206	null	coded anti-start device door circuit diode
B001	null	mixed equipotential terminal 1
B002	null	mixed equipotential terminal 2
B003	null	mixed equipotential terminal 3
B004	null	mixed equipotential terminal 4
B005	null	mixed equipotential terminal 5
B006	null	mixed equipotential terminal 6
B007	null	mixed equipotential terminal 7
BB00	null	ancillaries battery
BFDB	null	ancillaries battery fuse box
BSI1	null	built-in systems interface
C001	null	diagnostic socket
CA00	null	ignition switch /
CONN	null	details des connecteurs
E001	null	crimp one information (or equipotential 001) wire
E002	null	crimp one information (or equipotential 002) wire
E101	null	crimp one information (or equipotential 101) wire
E102	null	crimp one information (or equipotential 102) wire
MC11	null	body earth point number 11
MC13	null	body earth point number 13
MC16	null	body earth point number 16
MC20	null	body earth point number 20
MC32	null	body earth point number 32
MC33	null	body earth point number 33
MC40	null	body earth point number 40
MC41	null	body earth point number 41
MM01	null	engine earth point number 01
PSF1	null	engine compartment fusebox panel

Stop&Start Wiring

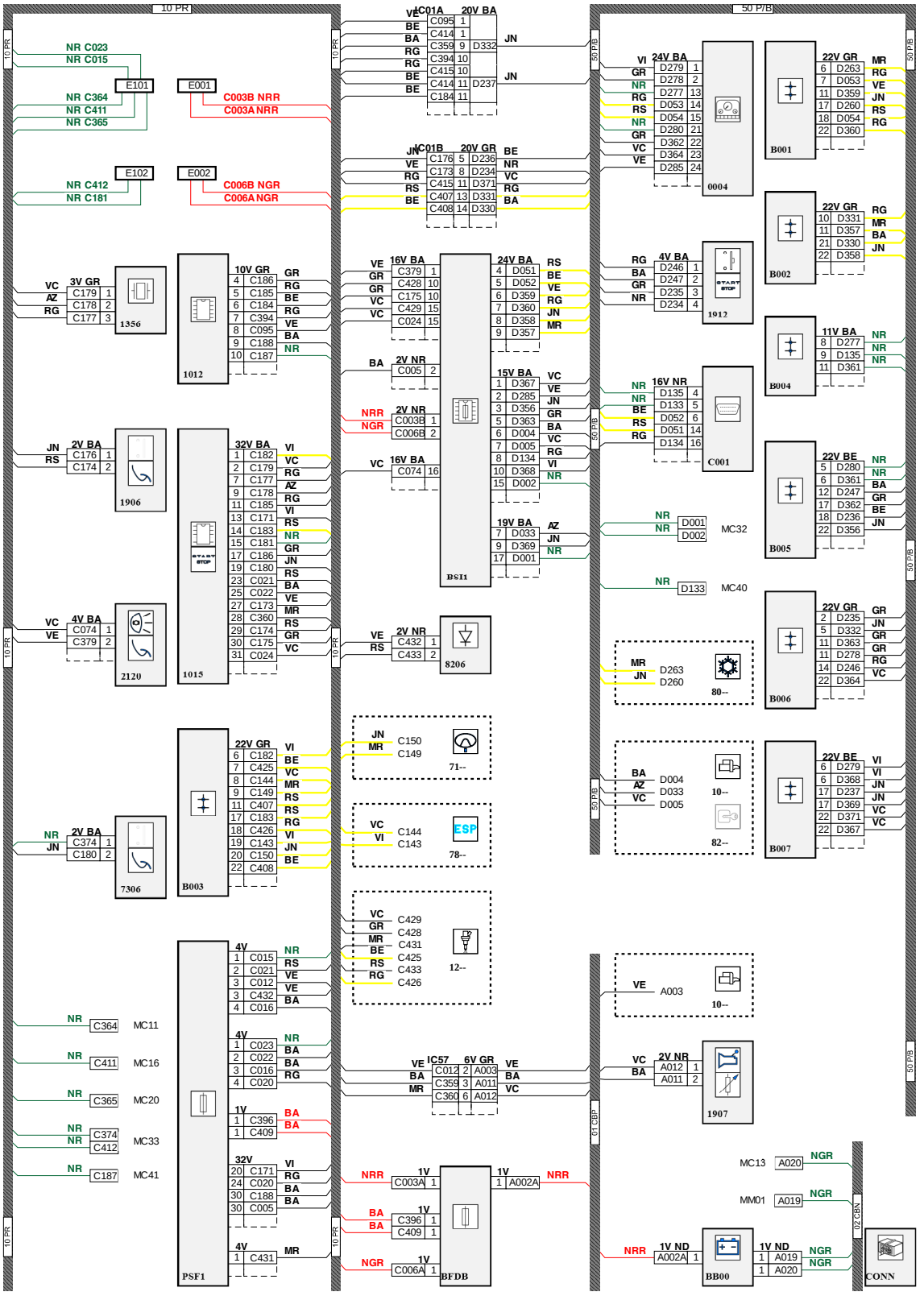

item code	description	information
0004	null	instrument panel /
1010	null	starter
1012	null	centralised voltage maintaining system
1015	null	Stop and Start ECU
1320	null	engine ECU /
1356	null	braking circuit vacuum sensor /
1906	null	clutch pedal switch /
1907	null	gearbox neutral switch
1912	null	stop/start switch /
2120	null	brake twin function switch /
7131	null	electric power steering block
7306	null	cruise control safety switch (clutch)
7800	null	calculateur controle de stabilite
8080	null	air conditioning ECU
8206	null	coded anti-start device door circuit diode
B001	null	mixed equipotential terminal 1
B002	null	mixed equipotential terminal 2
B003	null	mixed equipotential terminal 3
B004	null	mixed equipotential terminal 4
B005	null	mixed equipotential terminal 5
B006	null	mixed equipotential terminal 6
B007	null	mixed equipotential terminal 7
BB00	null	ancillaries battery
BFDB	null	ancillaries battery fuse box
BSI1	null	built-in systems interface
C001	null	diagnostic socket
CA00	null	ignition switch /
CONN	null	details des connecteurs
E001	null	crimp one information (or equipotential 001) wire
E002	null	crimp one information (or equipotential 002) wire
E101	null	crimp one information (or equipotential 101) wire
E102	null	crimp one information (or equipotential 102) wire
MC11	null	body earth point number 11
MC13	null	body earth point number 13
MC16	null	body earth point number 16
MC20	null	body earth point number 20
MC32	null	body earth point number 32
MC33	null	body earth point number 33
MC40	null	body earth point number 40
MC41	null	body earth point number 41
MM01	null	engine earth point number 01
PSF1	null	engine compartment fusebox panel