SERVICE BULLETIN

MITSUBISHI MOTORS

GLOBAL AFTER SALES OFFICE, MITSUBISHI MOTORS CORPORATION

PURPOSE : CHANGE	ISSUE NO. : MSB-15EXL23-003	DATE : 2015-09-30
SUBJECT : Change of the parts number of the special tool for the removal and installation of V54WF A/T		<DESTINATION/MODEL> (As per attached sheet 1) <M/Y> 09-16
GROUP : Gr:23(Automatic transmission)		V80/V90/KJ0T/KK0T/KL0T

1. Description :

Please refer to the attached document for the information about the change of mention in the applicable service manual.

2. Affected service manuals :

Please refer to the attached document (Attached sheet 1)

3. About the details :

Please refer to the attached document (Attached sheet 3)

Attached sheet 1

<EU/RUSSIA>

Applicable manual	Pub. No.	Applicable title (INFO ID)
2009.5 PAJERO/MONTERO Workshop Manual	CBKE09E2-CD (Eng) CBKF09E2-CD (Fre) CBKG09E2-CD (Ger) CBKS09E2-CD (Spa) CBKI09E2-CD (Ita) RUSSIA:N/A	SPECIAL TOOLS (M233-13-040-01700-01)
2010 PAJERO/MONTERO Workshop Manual	CBKE10E1-CD (Eng) CBKF10E1-CD (Fre) CBKG10E1-CD (Ger) CBKS10E1-CD (Spa) CBKI10E1-CD (Ita) RUSSIA:N/A	
2011 PAJERO/MONTERO Workshop Manual	CBKE11E1-CD (Eng) CBKF11E1-CD (Fre) CBKG11E1-CD (Ger) CBKS11E1-CD (Spa) CBKI11E1-CD (Ita) RUSSIA:N/A	
2012 PAJERO/MONTERO Workshop Manual	CBKE12E1-CD (Eng) CBKF12E1-CD (Fre) CBKG12E1-CD (Ger) CBKS12E1-CD (Spa) CBKI12E1-CD (Ita) RUSSIA:N/A	
2013 PAJERO/MONTERO Workshop Manual	CVWE13E1-CD (Eng) CVWF13E1-CD (Fre) CVWG13E1-CD (Ger) CVWS13E1-CD (Spa) CVWI13E1-CD (Ita) RUSSIA:N/A	
2014 PAJERO/MONTERO Workshop Manual	CVWE14E1-CD (Eng) CVWF14E1-CD (Fre) CVWG14E1-CD (Ger) CVWS14E1-CD (Spa) CVWI14E1-CD (Ita) RUSSIA:N/A	
2015 PAJERO/MONTERO Workshop Manual	CVWE15E1-CD (Eng) CVWF15E1-CD (Fre) CVWG15E1-CD (Ger) CVWS15E1-CD (Spa) CVWI15E1-CD (Ita) RUSSIA:N/A	
2016 PAJERO/MONTERO Workshop Manual	CVWE16E1-CD (Eng) CVWF16E1-CD (Fre) CVWG16E1-CD (Ger) CVWS16E1-CD (Spa) CVWI16E1-CD (Ita) RUSSIA:N/A	

<GENERAL EXPORT/GCC>

Applicable manual	Pub. No.	Applicable title (INFO ID)
2010 PAJERO/MONTERO Workshop Manual	PWJE0908R (Eng) PWJS0909R (Spa)	SPECIAL TOOLS (M233-13-040-01700-01)
2011 PAJERO/MONTERO Workshop Manual	PWJE1014R (Eng) PWJS1015R (Spa)	
2012 PAJERO/MONTERO Workshop Manual	PWJE1101R (Eng) PWJS1102R (Spa)	
2013 PAJERO/MONTERO Workshop Manual	PWJE1206R (Eng) PWJS1207R (Spa)	
2015 PAJERO/MONTERO Workshop Manual	PWJE1401R (Eng) PWJS1402R (Spa)	
2016 PAJERO/MONTERO Workshop Manual	PWJE1506R (Eng) PWJS1507R (Spa)	

<AUSTRALIA/NEW ZEALAND>

Applicable manual	Pub. No.	Applicable title (INFO ID)
2009 PAJERO Workshop Manual	MR936637 NZ:DRAFT	SPECIAL TOOLS (M233-13-040-01700-01)
2010 PAJERO Workshop Manual	MR936976 NZ:DRAFT	
2011 PAJERO Workshop Manual	AU900053 NZ:DRAFT	
2012 PAJERO Workshop Manual	AU900214 NZ:DRAFT	
2013 PAJERO Workshop Manual	AU900300 NZ:DRAFT	
2015 PAJERO Workshop Manual	AU900422 NZ:DRAFT	
2016 PAJERO Workshop Manual	AU900503 NZ:DRAFT	

L200/SPORTERO/TRITON/STRADA/STRADA SPORTERO

<EU/RUSSIA>

Applicable manual	Pub. No.	Applicable title (INFO ID)
2016 L200 Workshop Manual	CKTE16E1-CD (Eng) CKTF16E1-CD (Fre) CKTG16E1-CD (Ger) CKTS16E1-CD (Spa) CKTI16E1-CD (Ita) RUSSIA:N/A	SPECIAL TOOLS (M233-13-040-01700-01)

<THAI>

Applicable manual	Pub. No.	Applicable title (INFO ID)
2015 TRITON Workshop Manual	DRAFT	SPECIAL TOOLS (M233-13-040-01700-01)

<GENERAL EXPORT>

Applicable manual	Pub. No.	Applicable title (INFO ID)
2016 L200/SPORTERO/TRITON/STRADA/ STRADA SPORTERO Workshop Manual	PWTE1502R (Eng) PWTS1503R (Spa)	SPECIAL TOOLS (M233-13-040-01700-01)

<AUSTRALIA/NEW ZEALAND>

Applicable manual	Pub. No.	Applicable title (INFO ID)
2016 TRITON Workshop Manual	AU900436 NZ:DRAFT	SPECIAL TOOLS (M233-13-040-01700-01)

Attached sheet 3(1/2)

<Incorrect>

Tool	Number	Name	Use
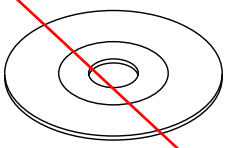	MB992320	Adapter	Removal and installation of snap ring
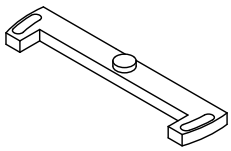	MB992317	Base	Use with adapter, cylinder, centre bolt and flange bolt
	MB992318	Cylinder	Use with adapter, base, centre bolt and flange bolt
	MB992319	Centre bolt	Use with adapter, base, cylinder and flange bolt
	MB992322	Flange bolt	Use with adapter, base, cylinder and centre bolt
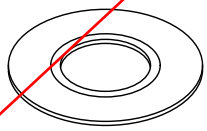	MB992321	Adapter	Removal and installation of snap ring

Insert the attached sheet 3(2/2)

<Correct>

Tool	Number	Name	Use
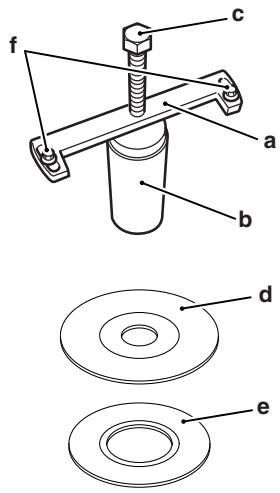 	MB992316 a. MB992317 b. MB992318 c. MB992319 d. MB992320 e. MB992321 f. MB992322	Spring compressor a. Base b. Cylinder c. Centre bolt d. Adaptor (B1) e. Adaptor (B2) f. Frange bolt	Removal and installation of snap ring