SERVICE BULLETIN

MITSUBISHI MOTORS

GLOBAL AFTER SALES OFFICE, MITSUBISHI MOTORS CORPORATION

PURPOSE : CORRECTION	ISSUE NO. : MSB-11E00-501B	DATE : 2011-09-20
SUBJECT : MANUFACTURER PLATE/LABEL (VEHICLES FOR EUROPE)		<MODEL> <M/Y>
GROUP : GENERAL		(EUR) See following 2. Applicable Manuals table.

1. Description:

Descriptions of manufacturer plates/labels have been incorrect in the applicable Workshop Manuals. This Service Bulletin contains the corrected descriptions.

2. Applicable Manuals:

See Attached sheets 1 (1/4) to 1 (4/4).

There may be some attached sheets not included in this Service Bulletin because they are not applicable to your market. Their sheet numbers are not listed in the above table.

3. Corrected Specifications:

See Attached sheet 2.

Attached sheet 1 (1/4)

Manual/Model	<M/Y>	Pub. No.	Title (Info-ID)	Attached Sheet	
2011 i-MiEV Workshop Manual CD-ROM (HA3W)	11	CHAE11E1-CD (English) CHAS11E1-CD (Spanish) CHAF11E1-CD (French) CHAG11E1-CD (German) CHAI11E1-CD (Italian)	Manufacturer's Plate (M001-01-760-53700-01)	Attached sheet 2 (1/14)	Type A
2011 ASX Workshop Manual CD-ROM (GA0W)		CGWE11E2-CD (English) CGWS11E2-CD (Spanish) CGWF11E2-CD (French) CGWG11E2-CD (German) CGWI11E2-CD (Italian)	Manufacturer's Plate (M001-01-760-41800-01)		Type C
2008 PAJERO/ MONTERO Workshop Manual CD-ROM (V80/90)	08	CBKE08E1-CD (English) CBKS08E1-CD (Spanish) CBKF08E1-CD (French) CBKG08E1-CD (German)	Vehicle Information Code Plate – Certification Plate (M001-00-540-06400-01)	Attached sheet 2 (3/14)	Type F
2010 PAJERO/ SHOGUN/ MONTERO Workshop Manual CD-ROM (V80/90)	10	CBKE10E1-CD (English) CBKS10E1-CD (Spanish) CBKF10E1-CD (French) CBKG10E1-CD (German) CBKI10E1-CD (Italian)	Manufacturer's Plate <Except for Argentina> (M001-01-760-36600-01)	Attached sheet 2 (1/14)	Type B
2007 L200 Workshop Manual CD-ROM (KA4T/KB4T)	07	CCRE07E1-CD (English) CCRS07E1-CD (Spanish) CCRF07E1-CD (French) CCRG07E1-CD (German)	Vehicle Information – Vehicle Name Plate (M001-00-041-48200-01)	Attached sheet 2 (4/14)	Type G
2007.5 L200 Workshop Manual CD-ROM (KA4T/KB4T)	07.5	CCRE07E2-CD (English) CCRS07E2-CD (Spanish) CCRF07E2-CD (French) CCRG07E2-CD (German)	Vehicle Information – Vehicle Name Plate (M001-00-042-14000-01)	Attached sheet 2 (5/14)	Type H
2009 L200 Workshop Manual CD-ROM (KA4T/KB4T)	09	CCRE09E1-CD (English) CCRS09E1-CD (Spanish) CCRF09E1-CD (French) CCRG09E1-CD (German) CCRI09E1-CD (Italian)	Vehicle Information – Vehicle Name Plate (M001-00-043-41100-01)		
2010 L200 Workshop Manual CD-ROM (KA4T/KB4T)	10	CCRE10E1-CD (English) CCRS10E1-CD (Spanish) CCRF10E1-CD (French) CCRG10E1-CD (German) CCRI10E1-CD (Italian)	Manufacturer's Plate (M001-01-760-39900-01)		
2011 L200 Workshop Manual CD-ROM (KA4T/KB4T)	11	CCRE11E1-CD (English) CCRS11E1-CD (Spanish) CCRF11E1-CD (French) CCRG11E1-CD (German) CCRI11E1-CD (Italian)	Manufacturer's Plate (M001-01-760-39900-01)		

Attached sheet 1 (2/4)

Manual/Model	<M/Y>	Pub. No.	Title (Info-ID)	Attached Sheet	
2008 LANCER Workshop Manual CD-ROM (CY0A)	08	CG1E08E2-CD (English) CG1S08E2-CD (Spanish) CG1F08E2-CD (French) CG1G08E2-CD (German)	Vehicle Information Code Plate – Name Plate (M001-00-540-26800-01)	Attached sheet 2 (1/14)	Type B
2009 LANCER Workshop Manual CD-ROM (CY0A)	09	CG1E09E1-CD (English) CG1S09E1-CD (Spanish) CG1F09E1-CD (French) CG1G09E1-CD (German) CG1I09E1-CD (Italian)	Vehicle Information Code Plate – Name Plate (M001-00-541-85200-01)		
2010 LANCER Workshop Manual CD-ROM (CY0A)	10	CG1E10E1-CD (English) CG1S10E1-CD (Spanish) CG1F10E1-CD (French) CG1G10E1-CD (German) CG1I10E1-CD (Italian)	Manufacturer's Plate (M001-01-760-15100-01)		
2009 LANCER SPORTBACK Workshop Manual CD-ROM (CX0A)	09	CG4E09E1-CD (English) CG4S09E1-CD (Spanish) CG4F09E1-CD (French) CG4G09E1-CD (German) CG4I09E1-CD (Italian)	Vehicle Information Code Plate – Name Plate (M001-00-541-86300-01)		
2010 LANCER SPORTBACK Workshop Manual CD-ROM (CX0A)	10	CG4E10E1-CD (English) CG4S10E1-CD (Spanish) CG4F10E1-CD (French) CG4G10E1-CD (German) CG4I10E1-CD (Italian)	Manufacturer's Plate (M001-01-760-16200-01)		
2011 LANCER/ LANCER SPORTBACK Workshop Manual CD-ROM (CY0A/CX0A)	11	CG1E11E1-CD (English) CG1S11E1-CD (Spanish) CG1F11E1-CD (French) CG1G11E1-CD (German) CG1I11E1-CD (Italian)	Manufacturer's Plate (M001-01-760-16200-01)		
2009 LANCER EVOLUTION Workshop Manual CD-ROM (CZ4A)	09	CGEE09E1-CD (English) CGES09E1-CD (Spanish) CGEF09E1-CD (French) CGEG09E1-CD (German) CGEI09E1-CD (Italian)	Vehicle Information Code Plate – Name Plate <RS> (M001-00-541-78800-01)	Attached sheet 2 (5/14)	Type J
2010 LANCER EVOLUTION Workshop Manual CD-ROM (CZ4A)	10	CGEE10E1-CD (English) CGES10E1-CD (Spanish) CGEF10E1-CD (French) CGEG10E1-CD (German) CGEI10E1-CD (Italian)	Manufacturer's Plate (M001-01-760-30000-01)	Attached sheet 2 (1/14)	Type B
2004 GRANDIS Workshop Manual CD-ROM (NA4W)	04	CXPE04E1-CD (English) CXPS04E1-CD (Spanish) CXPF04E1-CD (French) CXPG04E1-CD (German)	Vehicle Information – Vehicle Name Plate (M001-00-040-76800-01)	Attached sheet 2 (12/14)	Type S
2006 GRANDIS Workshop Manual CD-ROM (NA4W)	06	CXPE06E1-CD (English) CXPS06E1-CD (Spanish) CXPF06E1-CD (French) CXPG06E1-CD (German)	Vehicle Information – Vehicle Name Plate (M001-00-040-76800-01)		
2008 GRANDIS Workshop Manual CD-ROM (NA4W)	08	CXPE08E1-CD (English) CXPS08E1-CD (Spanish) CXPF08E1-CD (French) CXPG08E1-CD (German)	Vehicle Information Plate – Vehicle Name Plate (M001-00-541-32400-01)	Attached sheet 2 (2/14)	Type D
2007 OUTLANDER Workshop Manual CD-ROM (CW8W)	07	CGXE07E1-CD (English) CGXS07E1-CD (Spanish) CGXF07E1-CD (French) CGXG07E1-CD (German)	Vehicle Information – Vehicle Name Plate (M001-00-041-97600-01)	Attached sheet 2 (5/14)	Type J

Attached sheet 1 (3/4)

Manual/Model	<M/Y>	Pub. No.	Title (Info-ID)	Attached Sheet	
2008 OUTLANDER Workshop Manual CD-ROM (CW8W)	08	CGXE08E2-CD (English) CGXS08E2-CD (Spanish) CGXF08E2-CD (French) CGXG08E2-CD (German)	Vehicle Information Plate – Name Plate (M001-00-541-63600-01)	Attached sheet 2 (1/14)	Type C
2009 OUTLANDER Workshop Manual CD-ROM (Revision) (CW8W)	09	CGXE09E2-CD (English) CGXS09E2-CD (Spanish) CGXF09E2-CD (French) CGXG09E2-CD (German) CGXI09E2-CD (Italian)	Manufacturer's Plate <MMC-Manufactured Vehicles> (M001-01-760-19500-01)		
			Manufacturer's Label <NEDCAR-Manufactured Vehicles> (M001-01-760-21400-01)	Attached sheet 2 (8/14)	Type L
2010 OUTLANDER Workshop Manual CD-ROM (CW8W)	10	CGXE10E1-CD (English) CGXS10E1-CD (Spanish) CGXF10E1-CD (French) CGXG10E1-CD (German) CGXI10E1-CD (Italian)	Manufacturer's Plate <MMC-Manufactured Vehicles> (M001-01-760-26900-01)	Attached sheet 2 (1/14)	Type C
			Manufacturer's Label <NEDCAR-Manufactured Vehicles> (M001-01-760-28100-01)	Attached sheet 2 (8/14)	Type L
2011 OUTLANDER Workshop Manual CD-ROM (CW8W)	11	CGXE11E1-CD (English) CGXS11E1-CD (Spanish) CGXF11E1-CD (French) CGXG11E1-CD (German) CGXI11E1-CD (Italian)	Manufacturer's Plate <MMC-Manufactured Vehicles> (M001-01-760-48500-01)		Type M
			Manufacturer's Plate <PCMA-rus Manufactured Vehicles> (M001-01-760-47400-01)		
			Manufacturer's Label <NEDCAR-Manufactured Vehicles> (M001-01-760-49600-01)		Type L
2005 COLT Workshop Manual CD-ROM (Z30A)	05	CZME05E1-CD (English) CZMS05E1-CD (Spanish) CZMF05E1-CD (French) CZMG05E1-CD (German)	Vehicle Identification – Vehicle Identification Code Label (M001-00-040-92800-01)	Attached sheet 2 (13/14)	Type T
2005 COLT Workshop Manual CD-ROM (Revision) (Z30A)		CZME05E2-CD (English)	Vehicle Identification – Vehicle Identification Code Label (M001-00-041-15800-01)		
2006 COLT CZ3/ COLT CZT Workshop Manual CD-ROM (Z30A)	06	CZ2E06E1-CD (English) CZ2S06E1-CD (Spanish) CZ2F06E1-CD (French) CZ2G06E1-CD (German)	Vehicle Identification – Vehicle Identification Code Label (M001-00-041-13600-01)		Type U
2007 COLT CZ3/ COLT CZT Workshop Manual CD-ROM (Z30A)	07	CZME07E1-CD (English)	Vehicle Identification <COLT> – Vehicle Identification Code Label (M001-00-041-52300-01)		Type T
			Vehicle Identification <COLT CZ3/CZT> – Vehicle Identification Code Label (M001-00-041-51200-01)		Type U

Attached sheet 1 (4/4)

Manual/Model	<M/Y>	Pub. No.	Title (Info-ID)	Attached Sheet	
2005 COLT CZ3/ COLT CZT Workshop Manual CD-ROM (Z30A)	05	CZME07E1-CD (English)	Vehicle Identification – Vehicle Identification Code Label (M001-00-041-15800-01)	Attached sheet 2 (13/14)	Type T, U
2006 COLT CZ3/ COLT CZT Workshop Manual CD-ROM (Z30A)	06		Vehicle Identification – Vehicle Identification Code Label (M001-00-041-13600-01)		
2007 COLT CZ3/ COLT CZT Workshop Manual CD-ROM (Z30A)	07		Vehicle Identification <COLT> – Vehicle Identification Code Label (M001-00-041-52300-01)		
			Vehicle Identification <COLT CZ3/CZT> – Vehicle Identification Code Label (M001-00-041-51200-01)		
2008 COLT Workshop Manual CD-ROM (Z30A)	08	CZME08E1-CD (English) CZMS08E1-CD (Spanish) CZMF08E1-CD (French) CZMG08E1-CD (German)	Vehicle Identification <COLT> – Vehicle Identification Code Label (M001-00-042-20300-01)		Type T
			Vehicle Identification <COLT CZ3/CZT> – Vehicle Identification Code Label (M001-00-042-21400-01)		Type U
2009 COLT Workshop Manual CD-ROM (Z30A)	09	CZME09E2-CD (English) CZMS09E2-CD (Spanish) CZMF09E2-CD (French) CZMG09E2-CD (German) CZMI09E2-CD (Italian)	Vehicle Identification <COLT> – Vehicle Identification Code Label (M001-00-043-54100-01)		Type T
			Vehicle Identification <COLT CZ3/CZT> – Vehicle Identification Code Label (M001-00-043-55200-01)		Type U
2011 COLT Workshop Manual CD-ROM (Z30A)	11	CZME11E2-CD (English) CZMS11E2-CD (Spanish) CZMF11E2-CD (French) CZMG11E2-CD (German) CZMI11E2-CD (Italian)	Vehicle Identification – Vehicle Identification Code Label (M001-00-043-71200-01)	Attached sheet 2 (14/14)	Type V

TYPE A

<Correct>

No.	Content
1	WVTA No. (Whole vehicle type approval number)
2	Chassis No. (Vehicle identification number)
3	Gross vehicle weight
4	Gross combination weight
5	Gross axle weight front
6	Gross axle weight rear

<Incorrect>

No.	Content
1	WVTA No.
2	Vehicle Identification Number (Chassis No.)
3	Max. gross vehicle weight
4	Kerb weight
5	Max. axle weight rating-front
6	Max. axle weight rating-rear

TYPE B

<Correct>

No.	Content
1	WVTA No. (Whole vehicle type approval number) <Vehicles for Europe>
	None <Vehicles for Russia>
2	Chassis No. (Vehicle identification number)
3	Gross vehicle weight
4	Gross combination weight
5	Gross axle weight front
6	Gross axle weight rear

<Incorrect>

No.	Content
1	WVTA No.
2	Vehicle Identification Number (Chassis No.)
3	Max. gross vehicle weight
4	Kerb weight
5	Max. axle weight rating-front
6	Max. axle weight rating-rear

TYPE C

<Correct>

No.	Content
1	WVTA No. (Whole vehicle type approval number) <Vehicles for Europe>
	None <Vehicles for Russia>
2	Chassis No. (Vehicle identification number)
3	Gross vehicle weight
4	Gross combination weight
5	Gross axle weight front
6	Gross axle weight rear

<Incorrect>

No.	Content
1	Month and year of manufacture
2	Chassis No.
3	Max. gross vehicle weight
4	Kerb weight
5	Max. axle weight rating-front
6	Max. axle weight rating-rear

TYPE D

<Correct>

No.	Content
1	WVTA No. (Whole vehicle type approval number)
2	Chassis No. (Vehicle identification number)
3	Gross vehicle weight
4	Gross combination weight
5	Gross axle weight front
6	Gross axle weight rear

<Incorrect>

No.	Content
1	Month and year of manufacture
2	Chassis No.
3	Max. gross vehicle weight
4	Kerb weight
5	Max. axle weight rating-front
6	Max. axle weight rating-rear

TYPE E

<Correct>

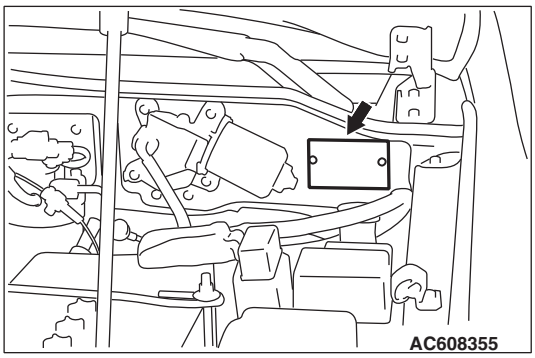

The manufacturer plate is attached on the driver's side of the toeboard inside the engine compartment.

CODE CHART

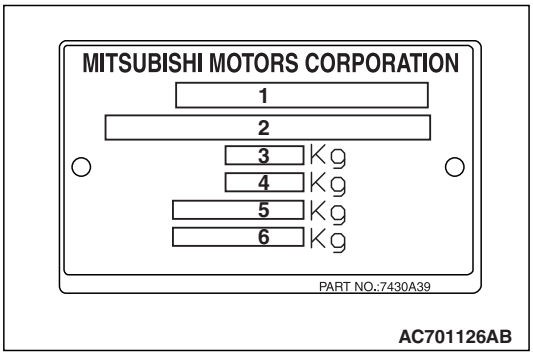

No.	Content
1	WVTA No. (Whole vehicle type approval number)
2	Chassis No. (Vehicle identification number)
3	Gross vehicle weight
4	Gross combination weight
5	Gross axle weight front
6	Gross axle weight rear

<Incorrect>

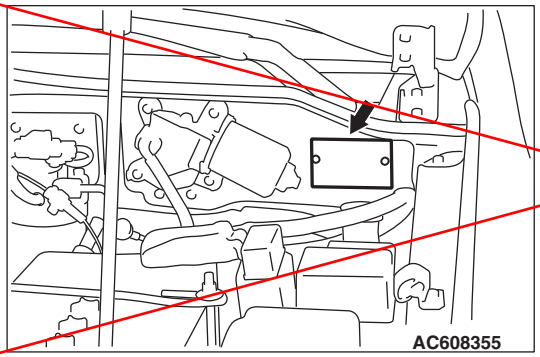

The vehicle safety certification label is attached on the toeboard inside the engine compartment.
This label indicates the month and year of manufacture, Gross Vehicle Weight Rating (GVWR), front and rear Gross Axle Weight Rating (GAWR), and Vehicle Identification Number (VIN).

TYPE F

<Correct>

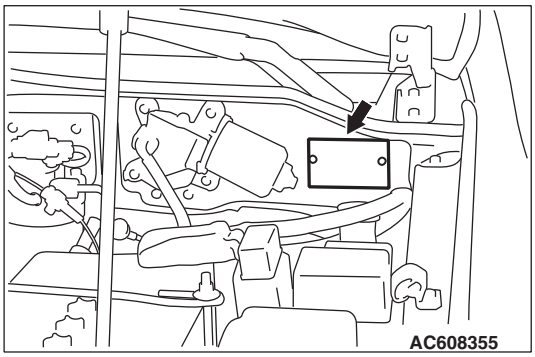

The manufacturer plate is attached on the driver's side of the toeboard inside the engine compartment.

CODE CHART

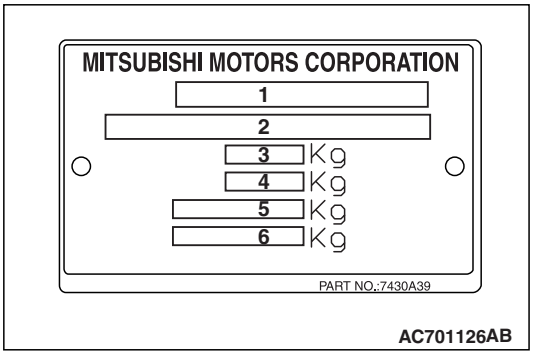

No.	Content
1	WVTA No. (Whole vehicle type approval number) <Vehicles for Europe>
	None <Vehicles for Russia>
2	Chassis No. (Vehicle identification number)
3	Gross vehicle weight
4	Gross combination weight
5	Gross axle weight front
6	Gross axle weight rear

<Incorrect>

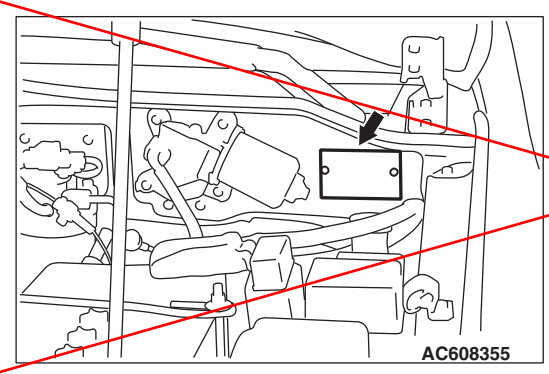

The vehicle safety certification label is attached on the toeboard inside the engine compartment.
This label indicates the month and year of manufacture, Gross Vehicle Weight Rating (GVWR), front and rear Gross Axle Weight Rating (GAWR), and Vehicle Identification Number (VIN).

TYPE G

<Correct>

CODE CHART

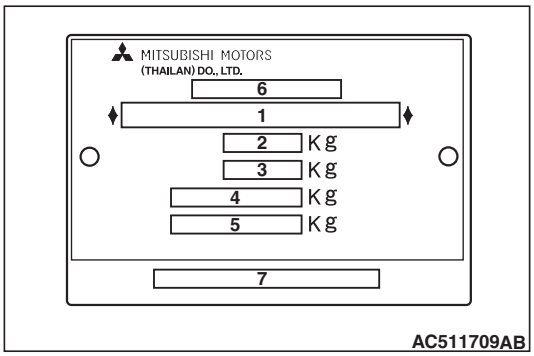

No.	Content
1	Chassis No. (Vehicle identification number)
2	Gross vehicle weight
3	Gross combination weight
4	Gross axle weight front
5	Gross axle weight rear
6 or 7	NTA No. (National type approval number)

<Incorrect>

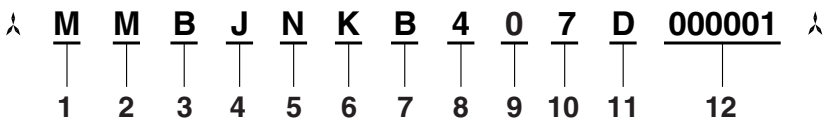

No.	Item		Content
1	Fixed figure	M	Asia
2	Distribution channel	M	MITSUBISHI MOTORS (Thai Land) Co., Ltd.
3	Destination	A	For Europe, right hand drive
		B	For Europe, left hand drive
4	Body style	E	Single cab
		C	Club cab
		J	Double cab
5	Transmission type	N	5-speed manual transmission
		R	4-speed automatic transmission
6	Development order	K	MITSUBISHI L200
7	Development order	B	4-wheel drive
8	Engine	4	4D56 (2,477 mL petrol engine)
9	Soft	0	No meaning
10	Model year	7	2007
11	Plant	D	Thai Land motor vehicle works
12	Serial number	–	000001 to 999999

TYPE H

<Correct>

No.	Content
1	Chassis No. (Vehicle identification number)
2	Gross vehicle weight
3	Gross combination weight
4	Gross axle weight front
5	Gross axle weight rear
6 or 7	NTA No. (National type approval number)

<Incorrect>

No.	Content
1	Chassis No.
2	Max. gross vehicle weight
3	Kerb weight
4	Max. axle weight rating-front
5	Max. axle weight rating-rear
6 or 7	Vehicle models

TYPE J

<Correct>

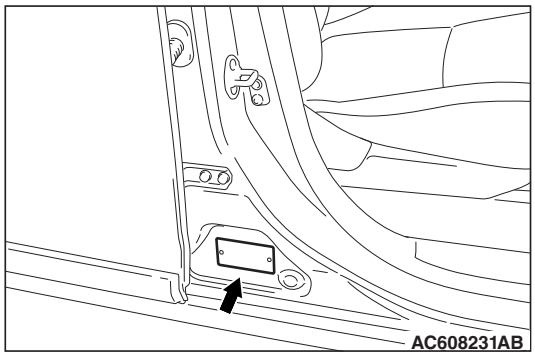

The manufacturer plate is attached to the face of the right door sill.

CODE CHART

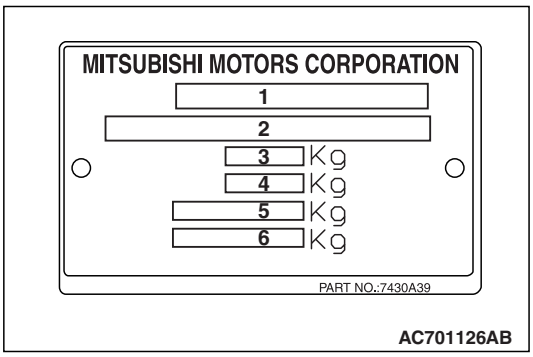

No.	Content
1	WVTA No. (Whole vehicle type approval number)
2	Chassis No. (Vehicle identification number)
3	Gross vehicle weight
4	Gross combination weight
5	Gross axle weight front
6	Gross axle weight rear

<Incorrect>

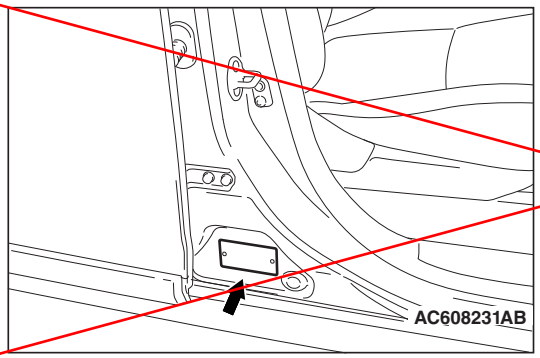

The name plate is riveted onto the centre pillar right side.
This label indicates the month and year of manufacture, Gross Vehicle Weight Rating (GVWR), front and rear Gross Axle Weight Rating (GAWR), and Vehicle Identification Number (VIN).

TYPE K

VEHICLES FOR GCC

Vehicles for UAE, Kuwait and Oman

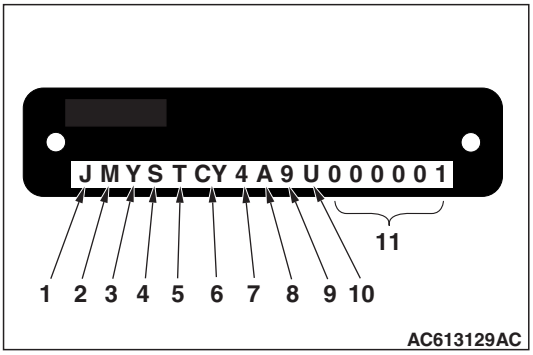

No.	Item	Content	
1	Country	J	Japan
2	Make	M	Mitsubishi Motors Corporation.
3	Destination	Y	Vehicles for GCC (Vehicles for UAE, Kuwait and Oman)
4	Body style	S	4-door sedan
5	Transmission type	N	5 M/T
		R	4 A/T
		T	CVT
6	Development order	CY	LANCER/LANCER EX
7	Engine type	2	1,499 mL MPI DOHC (4A91) MIVEC
		4	1,998 mL MPI DOHC (4B11) MIVEC
8	Vehicle type	A	Passenger car
9	Model year	9	2009 year
10	Plant	U	Mizushima
11	Serial number	000001 to 999999	

Except vehicles for UAE, Kuwait and Oman

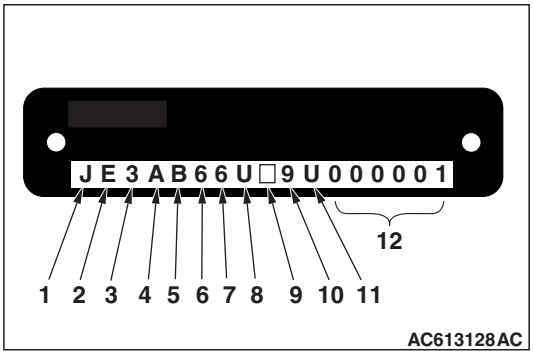

No.	Item	Content	
1	Country	J	Japan
2	Make	E	Mitsubishi Motors Corporation
3	Vehicle type	3	Passenger car
4	Others	A	Driver and passenger air bags
5	Line	B	LANCER/LANCER EX
6	Trim lever (Price class)	2	S (GLX), M (GLS)
		6	X (GT)
7	Body style	6	4-door sedan
8	Engine type	Y	1,499 mL MPI DOHC (4A91) MIVEC
		U	1,998 mL MPI DOHC (4B11) MIVEC
9	Check digits*	0, 1, 2, 3, ----------9, X	
10	Model year	9	2009 year
11	Plant	U	Mizushima
12	Serial number	000001 to 999999	

*NOTE: *: Check digit means a single number, or letter X, used to verify the accuracy of transcription of vehicle identification number.*

<Added> Attached sheet 2 (7/14)

MANUFACTURER PLATE <VEHICLE FOR GENERAL EXPORT (VEHICLE WITH VIN PLATE)>

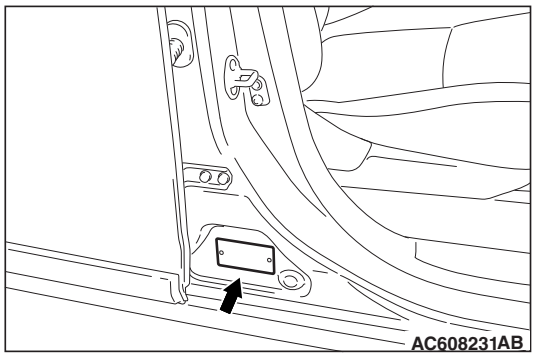

The manufacturer plate is attached to the face of the right door sill.

CODE CHART

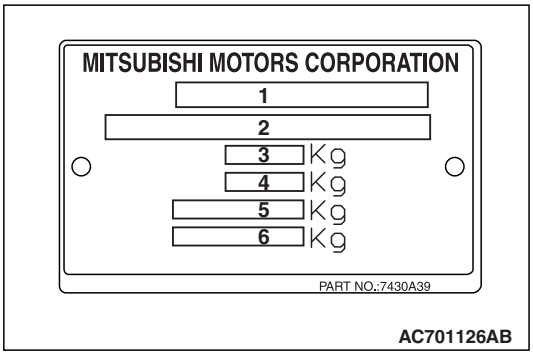

No.	Content
1	WVTA No. (Whole vehicle type approval number)
2	Chassis No. (Vehicle identification number)
3	Gross vehicle weight
4	Gross combination weight
5	Gross axle weight front
6	Gross axle weight rear

TYPE L

CODE CHART

No.	Item	Example	Content
1	MODEL	CW5WXNSHLA	CW5W: Vehicle model
			XNSHLA: Model series
2	ENGINE	4B12	Engine model
3	EXT	A31A	Exterior code
4	TRANS AXLE	F5MBB	Transmission model
5	COLOUR INT	W13 03X	W13: Body colour code
			03X: Interior code
6	–	–	Type approval number
7		*JMBXNCW5W9F000001*	Chassis number
8		2209	Gross vehicle weight
9		3970	Gross combined weight
10		1150	Gross axle weight front
11		1300	Gross axle weight rear
12		–	Bar code of vehicle identification number (VIN)

<Incorrect>

<Correct>

Content
WVTA No. (Whole vehicle type approval number)
Chassis No. (Vehicle identification number)

TYPE M

<Correct>

No.	Content
1	WVTA No. (Whole vehicle type approval number) <Vehicles for Europe>
	None <Vehicles for Russia>
2	Chassis No. (Vehicle identification number)
3	Gross vehicle weight
4	Gross combination weight
5	Gross axle weight front
6	Gross axle weight rear

<Incorrect>

No.	Content
1	Month and year of manufacture <Vehicles for Europe>
	None <Vehicles for Russia>
2	Chassis No.
3	Max. gross vehicle weight
4	Kerb weight
5	Max. axle weight rating-front
6	Max. axle weight rating-rear

TYPE N

<Correct>

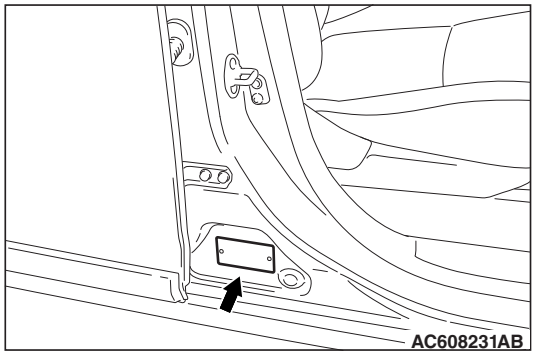

The manufacturer plate is attached to the face of the right door sill.

CODE CHART

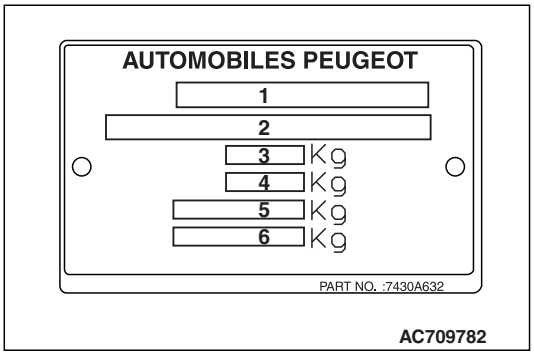

No.	Content
1	WVTA No. (Whole vehicle type approval number)
2	Chassis No. (Vehicle identification number)
3	Gross vehicle weight
4	Gross combination weight
5	Gross axle weight front
6	Gross axle weight rear

<Incorrect>

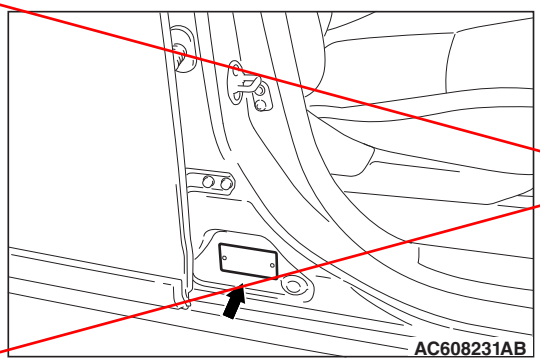

The name plate is riveted onto the centre pillar right side.
This label indicates the month and year of manufacture, Gross Vehicle Weight Rating (GVWR), front and rear Gross Axle Weight Rating (GAWR), and Vehicle Identification Number (VIN).

TYPE P

<Correct>

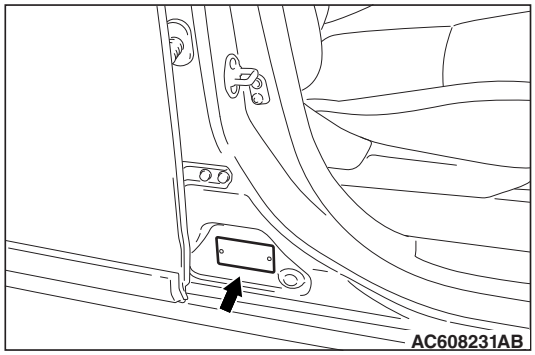

The manufacturer plate is attached to the face of the right door sill.

CODE CHART

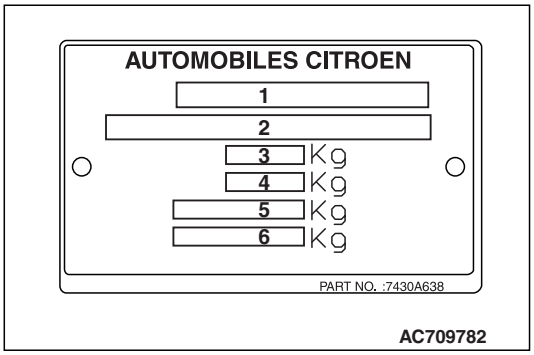

No.	Content
1	WVTA No. (Whole vehicle type approval number)
2	Chassis No. (Vehicle identification number)
3	Gross vehicle weight
4	Gross combination weight
5	Gross axle weight front
6	Gross axle weight rear

<Incorrect>

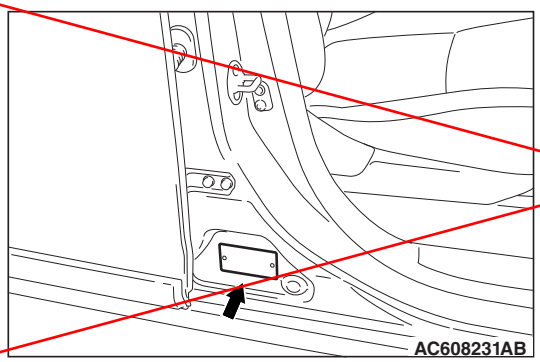

The name plate is riveted onto the centre pillar right side.
This label indicates the month and year of manufacture, Gross Vehicle Weight Rating (GVWR), front and rear Gross Axle Weight Rating (GAWR), and Vehicle Identification Number (VIN).

TYPE Q

No.	Item	Example	Content
1	MODEL	CG5WXNSHZLA	CG5W: Vehicle model
			XNSHZLA: Model series
2	ENGINE	4B12	Engine model
3	EXT	A31A	Exterior code
4	TRANS AXLE	W5MBB	Transmission model
5	COLOUR INT	W13 03X	W13: Body colour code
			03X: Interior code
6	–	– <Correct>	~~Type approval number~~
7		*VF3VUSFZC9F900001*	~~Vehicle identification number~~
8		2209	Gross vehicle weight
9		3970	Gross combined weight
10		1150	Gross axle weight front
11		1300	Gross axle weight rear
12		–	Bar code of vehicle identification number (VIN)

<Correct>

WVTA No. (Whole vehicle type approval number)

Chassis No. (Vehicle identification number)

TYPE R

CODE CHART

No.	Item	Example	Content
1	MODEL	CH5WXNSHZLA	CH5W: Vehicle model
			XNSHZLA: Model series
2	ENGINE	4B12	Engine model
3	EXT	A31A	Exterior code
4	TRANS AXLE	W5MBB	Transmission model
5	COLOUR INT	W13 03X	W13: Body colour code
			03X: Interior code
6	–	– <Incorrect>	~~Type approval number~~
7		*VF7VUSFZCF950001*	~~Vehicle identification number~~
8		2209	Gross vehicle weight
9		3970	Gross combined weight
10		1150	Gross axle weight front
11		1300	Gross axle weight rear
12		–	Bar code of vehicle identification number (VIN)

<Correct>

WVTA No. (Whole vehicle type approval number)

Chassis No. (Vehicle identification number)

TYPE S

<Incorrect>

CODE CHART

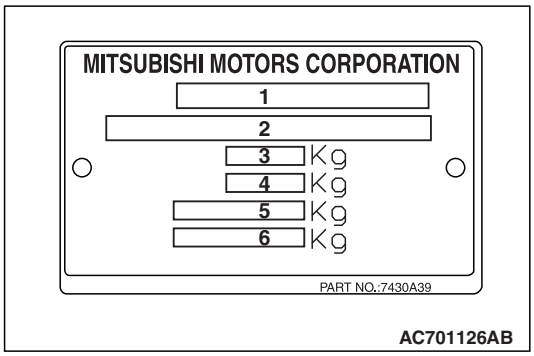

AC701126AB

No.	Content
1	WVTA No. (Whole vehicle type approval number)
2	Chassis No. (Vehicle identification number)
3	Gross vehicle weight
4	Gross combination weight
5	Gross axle weight front
6	Gross axle weight rear

<Correct>

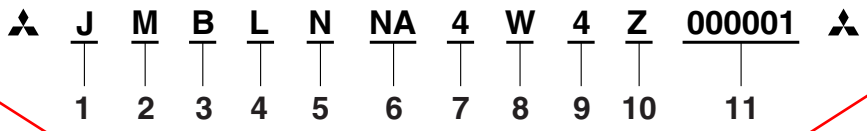

AC310082AB

No.	Item		Content
1	Fixed figure	J	Asia
2	Distribution channel	M	Japan
3	Destination	A	For Europe, right hand drive
		B	For Europe, left hand drive
4	Body style	L	4-door station wagon
5	Transmission type	N	5-speed manual transmission
		R	4-speed automatic transmission
6	Development order	NA	GRANDIS
7	Engine	4	4G69: 2,378 mL petrol engine
8	Soft	W	Station wagon
9	Model year	4	2004
10	Plant	Z	Okazaki Motor Vehicle Works
11	Serial number		000001 to 999999

TYPE T

No.	Item	Sample	Content
1	MODEL	Z32AXNLHL6	Z32A: Vehicle model
			XNLHL6: Model series
2	ENGINE	134910	Engine model
3	EXT	W16A	Exterior code
4	TRANS AXLE	F5MGA	Transmission model
5	COLOUR INT	W16 01H	W16: Body colour code
			01H: Interior code
6	–	– <Incorrect>	~~Type approval number~~
7		*XMCXNZ32A5F000001*	~~Chassis number~~
8		1450	Gross vehicle weight
9		2510	Gross combined weight
10		735	Gross axle weight front
11		745	Gross axle weight rear
12		–	Bar code of chassis number
13			Basic adjustment of headlamp aiming device
14		<Correct>	Diesel absorption coefficient

WVTA No. (Whole vehicle type approval number)
Chassis No. (Vehicle identification number)

TYPE U

No.	Item	Sample	Content
1	MODEL	Z37AMNMFL6	Z37A: Vehicle model
			MNMFL6: Model series
2	ENGINE	4G15	Engine model
3	EXT	W16	Exterior code
4	TRANS AXLE	F5MGA	Transmission model
5	COLOUR INT	03D 01H	03D: Body colour code
			01H: Interior code
6	–	– <Incorrect>	~~Type approval number~~
7		*XMCMNZ37A6F000001*	~~Chassis number~~
8		1520	Gross vehicle weight
9		2330	Gross combined weight
10		820	Gross axle weight front
11		720	Gross axle weight rear
12		–	Bar code of chassis number
13			Basic adjustment of headlamp aiming device
14		<Correct>	Diesel absorption coefficient

WVTA No. (Whole vehicle type approval number)
Chassis No. (Vehicle identification number)

TYPE V

CODE CHART

No.	Item	Example	Content
1	MODEL	Z32AXNLML6	Z32A: Vehicle model XNLML6: Model series
2	ENGINE	134910	Engine model
3	EXT	W16	Body colour code
4	TRANS AXLE	F5MGA	Transmission model
5	COLOR INT	01H	Interior code
6	–	–	~~Type approval number~~
7		*XMCXNZ32ABF000001*	~~Chassis number~~
8		1450	Gross vehicle weight
9		2260	Gross combined weight
10		735	Gross axle weight front
11		745	Gross axle weight rear
12		–	Bar code of chassis number
13			Basic adjustment of headlamp aiming device
14			Diesel absorption coefficient

<Incorrect>

<Correct>

WVTA No. (Whole vehicle type approval number)

Chassis No. (Vehicle identification number)